


isocheck™

Acoustic Cradle System



SUSPENDED SYSTEM FOR UNEVEN CONCRETE FLOORS

- New build
- Conversions
- In conjunction with
underfloor heating systems



Taking the *mystery* out of Acoustics

DESCRIPTION

- ❑ The Isocheck Acoustic Cradle system is designed to reduce sound transmission through concrete floors.
- ❑ Isocheck Cradle consists of a 5mm layer of Isopoli HD foam bonded to an injection moulded recycled plastic cradle. The system includes levelling packers in various thicknesses as well as elevating blocks where extra height is required.
- ❑ Isocheck Cradle is New Build Robust Detail compliant for masonry floor construction and where the structural sub floor has a camber or is irregular and needs levelling.

APPLICATIONS

- ❑ To be used over hollow core, in-situ or supported metal deck concrete floors for new build or conversions.



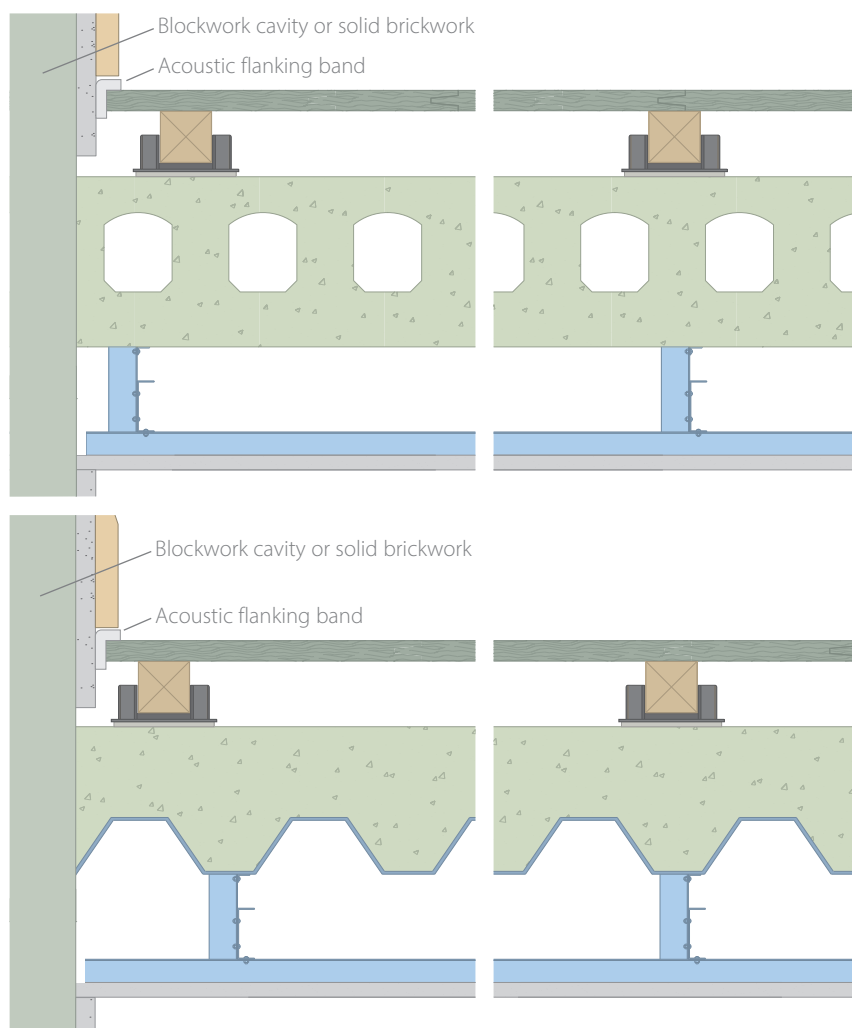
Product data

Overall size:	96mm diameter x 43mm height
Height of base plate:	8mm
Resilient layer:	Isopoli HD
Cradle body:	Recycled ABS

Various options of Cradle are available including deep, shallow and for underfloor heating systems.

Performance (on the two New Build Robust Detail constructions below)

Treated floor meets with the New Build Robust Detail descriptive FFT2, typically within Robust Details E-FC-1, E-FS-1, E-FC-2 and E-FC-7. Two typical alternative constructions are shown below.



- ❑ 18mm or 22mm chipboard floor over Isocheck Cradle with a (commonly used) strength-graded 45mm x 45mm batten @ 400mm centres.
- ❑ min. 150mm hollow core concrete plank min. 300kg/m² excl screed **or** 130mm min. in-situ concrete (80mm min. fully supported) on profiled metal deck.
- ❑ metal frame suspended ceiling with 75mm void and 10kg/m² plasterboard or with 100mm void and 8kg/m² plasterboard.

Every effort has been taken in the preparation of this sheet to ensure the accuracy of representations contained herein. Recommendations as to the use of materials, construction details and methods of installation are given in good faith and relate to typical situations. However, every site has different characteristics and reliance should not be placed upon the foregoing recommendations. Advice can be given as to specific applications of the products, upon request to isomass building products.

SPECIFICATION

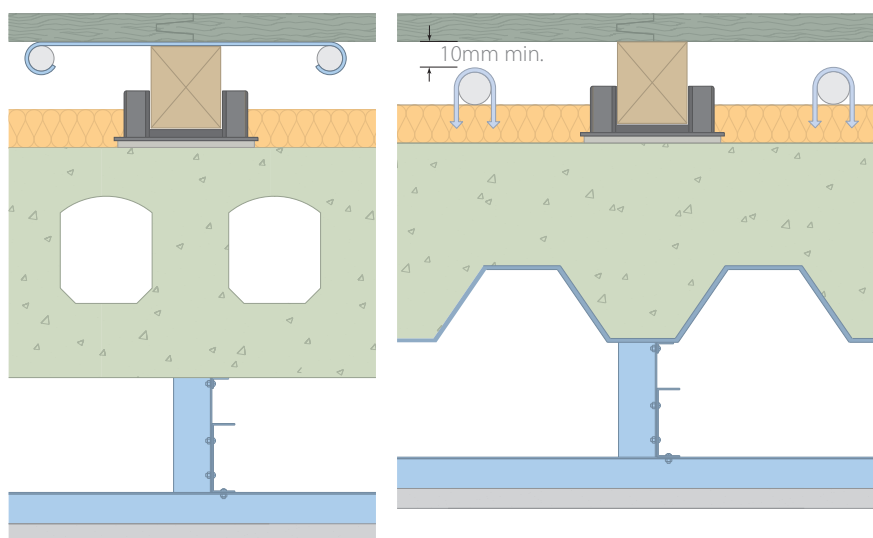
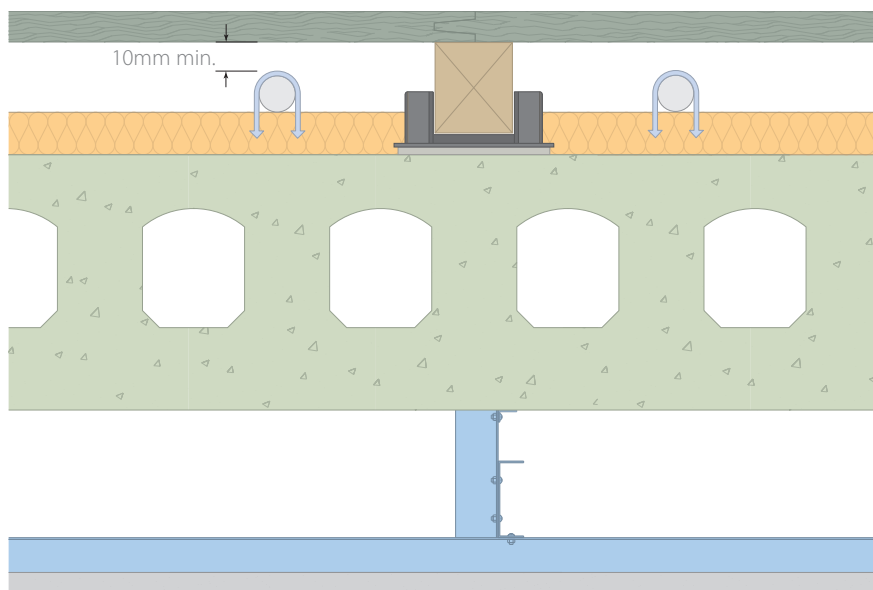
The acoustic floor shall be:

- ❑ Isocheck Cradle system, supplied by Isomass Ltd. Unit 14 Papworth Business Park, Stirling Way, Papworth Everard, Cambridgeshire CB23 3GY and installed in accordance with manufacturer's instructions / recommendations.

INSTALLATION

- ❑ Lay Isocheck Cradle with 18mm or 22mm chipboard deck in brick bond pattern on timber battens (preferably stress graded) with all joints supported, applying adhesive to all tongued and grooved panel joints.
- ❑ Apply Isocheck Acoustic Angled Flanking Band on the edges of the chipboard just before they are pushed against the perimeter walls to isolate the board from the wall.
- ❑ Install skirting and trim off excess Flanking Band.
- ❑ Full installation instructions are available and must be used in conjunction when laying this floating floor system.

For advice on treatment of services and penetrations, consult our brochure or visit our website.



Every effort has been taken in the preparation of this sheet to ensure the accuracy of representations contained herein. Recommendations as to the use of materials, construction details and methods of installation are given in good faith and relate to typical situations. However, every site has different characteristics and reliance should not be placed upon the foregoing recommendations. Advice can be given as to specific applications of the products, upon request to isomass building products.

Isocheck batten and cradle system incorporating an underfloor heating system

Isomass Ltd has developed a number of acoustic floor solutions that could complement the requirement for underfloor heating.

The company's experience in acoustics will ensure that the integration of the underfloor heating system meets your requirements.

The floor details shown are known to comply with Approved Document E of the building regulations and in some cases Robust Details.

Should they not match your requirements, please contact Isomass Ltd who will be happy to discuss suitable alternatives.

For advice on treatment of services and penetrations, consult our brochure or visit our website:

www.isomass.co.uk

- ❑ 18mm or 22mm chipboard floor over Isocheck Cradle with 45mm x 45mm batten @ 400mm centres.
- ❑ 25mm mineral fibre insulation 36kg/m³ with pipe fixings.
- ❑ 150mm hollow core concrete plank min. 300kg/m² excl screed. with metal frame suspended ceiling (min. 100mm void) and 8kg/m² plasterboard (top) **or**
- ❑ 130mm min. in-situ concrete (80mm min. fully supported) on profiled metal deck. with metal frame suspended ceiling (min. 75mm void) and 10kg/m² plasterboard (bottom right).
- ❑ alternative arrangement using propriety supporting pipework tray (bottom left).