



★ SINCE 1947 ★

DEKS

**FLAT
ROOFING**

BY DESIGN

OUR VISION

Our vision is to provide innovative product solutions by design and delight our customers with operational excellence at every step, ensuring we are their preferred and trusted partner of choice, helping them succeed.

























OUR MISSION

DEKS' customer focus helps our customers find the right 'fit and forget' solution by design to solve their problems. We leverage our global manufacturing capability to design, develop and deliver solution oriented construction products, for the wholesaler, contractor and manufacturer to maximise their success.













KEY

The range of Deks Flat Roofing Products are produced from differing types of polymers, which enables suitable bonding with most common roofing membranes bituminous or synthetic such as PVC, TPO or EPDM.

RAW MATERIAL PRODUCT	FLANGE TYPE	TYPE OF WELDING	COMPATIBILITY
TPE			BITUMINOUS MEMBRANES
TPE			BITUMINOUS MEMBRANES
TPE			BITUMINOUS MEMBRANES
EPDM			BITUMINOUS MEMBRANES
HDPE			BITUMINOUS MEMBRANES
PVC			PVC SYNTHETIC SHEETS
TPO			TPO SYNTHETIC SHEETS
EPDM			EPDM SYNTHETIC SHEETS

 Perforated Flange
  Smooth Flange
  Ribbed Flange
  Flame Welding
  Hot Air Welding
  Incorporation

CONTENTS

	Key	2
	Fully Bonded Roof Drain Connectors	4 - 5
	Industrial Roof Drain Connectors	6 - 7
	Horizontal Parapet Drain - Square	8 - 9
	Horizontal Parapet Drain - Round	10 - 11
	Roof Vents	12 - 13
	Pipe Collars	14 - 15
	Joint Fittings - Corner / Edge / Tapered	16 - 17
	Gravel / Leaf Guards	18 - 19
	Horizontal Parapet Drain - Angled Pipe Connector	20 - 21
	Commercial Cable Flashing	22 - 23
	EPDM Flatseal™	24





FULLY BONDED ROOF DRAIN CONNECTORS

Roof Drain Connectors offer a fully bonded and waterproof connection to roofing membranes with rainwater downpipes through a flat roof.

The slightly cone shaped spigot allows for fast and simple installation into pipes of various sizes. Manufactured from high quality flexible polymers, their inherent flexibility ensures long-term water tightness. The drain incorporates ribs internally, to provide extra grip to a leaf guard or gravel-excluder when post fitted, pushed in firmly attaches to the roof drain connector.

The products provide excellent resilience to deterioration caused by the sun, ozone and other weather agents or chemicals normally found in the atmosphere. The elasticity of the material allows an excellent flexibility even at low temperatures, which ensures mechanical and physical properties are maintained over time.



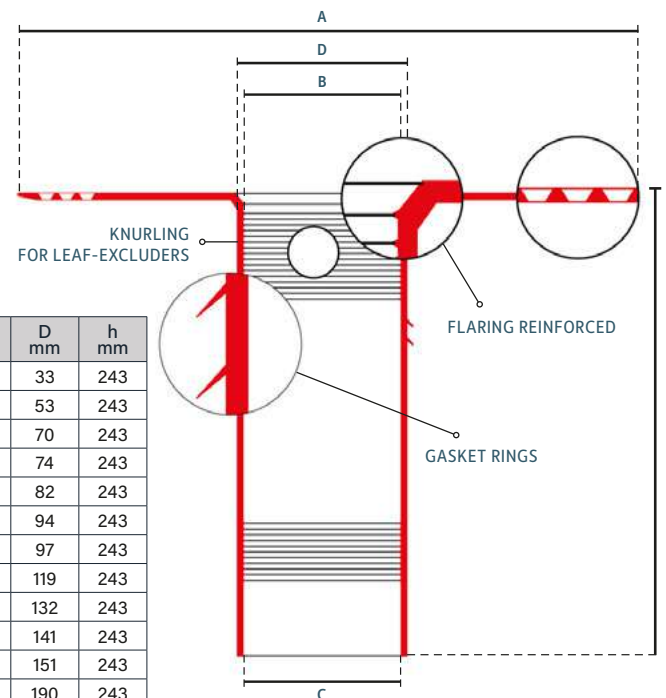

TPE The perforated flange is for use on Bituminous Roofing Membranes. The perforations enable an excellent bond and adhesion. The two external anti-capillary gasket rings around the spigot offers additional sealing. The connector is 100% compatible with APP and SBS prefabricated bituminous membranes and bituminous coats. A sandwich installation between the two layers of membrane is recommended to achieve optimum performance and to improve adhesion, the flange can also be pre-primed.

PVC These drain connectors are compatible with prefabricated PVC and TPO synthetic membranes. The completely smooth flange enables thermal bonding to these roofing membranes. The two anti-capillary gasket rings around the spigot offers additional sealing. Careful cleaning of the connector and the membrane in the whole area where bonding is highly recommended.

EPDM The completely smooth flange enables watertight bonding with an EPDM Roofing Membrane. The two anti-capillary gasket rings around the spigot offers additional sealing. The connector is compatible with prefabricated EPDM synthetic sheets.



SIZING INFORMATION



Ø mm	A mm	B mm	C mm	D mm	h mm
40	235	26	24	33	243
60	235	48	43	53	243
75	320	65	61	70	243
80	320	69	64	74	243
90	320	77	73	82	243
100	320	89	84	94	243
110	320	91	87	97	243
125	320	114	109	119	243
140	380	127	122	132	243
150	380	136	131	141	243
160	380	146	141	151	243
200	440	185	180	190	243

	TPE	TPO	PVC	EPDM		
Diameter	Code	Code	Code	Code	PCS Carton	PCS Pallet
Ø 40*	FR-RD-40-TPE	FR-RD-40-TPO	FR-RD-40-PVC	FR-RD-40-EPDM	25	300
Ø 60	FR-RD-60-TPE	FR-RD-60-TPO	FR-RD-60-PVC	FR-RD-60-EPDM	25	300
Ø 75	FR-RD-75-TPE	FR-RD-75-TPO	FR-RD-75-PVC	FR-RD-75-EPDM	25	150
Ø 80	FR-RD-80-TPE	FR-RD-80-TPO	FR-RD-80-PVC	FR-RD-80-EPDM	25	150
Ø 90*	FR-RD-90-TPE	FR-RD-90-TPO	FR-RD-90-PVC	FR-RD-90-EPDM	25	150
Ø 100	FR-RD-100-TPE	FR-RD-100-TPO	FR-RD-100-PVC	FR-RD-100-EPDM	25	150
Ø 110	FR-RD-110-TPE	FR-RD-110-TPO	FR-RD-110-PVC	FR-RD-110-EPDM	25	150
Ø 125	FR-RD-125-TPE	FR-RD-125-TPO	FR-RD-125-PVC	FR-RD-125-EPDM	18	108
Ø 140*	FR-RD-140-TPE	FR-RD-140-TPO	FR-RD-140-PVC	FR-RD-140-EPDM	10	60
Ø 150	FR-RD-150-TPE	FR-RD-150-TPO	FR-RD-150-PVC	FR-RD-150-EPDM	10	60
Ø 160	FR-RD-160-TPE	FR-RD-160-TPO	FR-RD-160-PVC	FR-RD-160-EPDM	10	60
Ø 200*	FR-RD-200-TPE	FR-RD-200-TPO	FR-RD-200-PVC	FR-RD-200-EPDM	8	48

* AVAILABLE ON REQUEST




INDUSTRIAL ROOF DRAIN CONNECTORS

INDUSTRIAL ROOF DRAIN CONNECTORS perform the function of connecting and waterproofing roofing membranes with rainwater drains.

The cone shaped spigot allows for fast and simple installation in rainwater drainpipes of various sizes. The special spigot length extends the field of application such as concrete and warm roof installations, making them perfect for industrial uses when a longer spigot is required.

Manufactured from high quality flexible polymers, the inherent flexibility ensures long-term water tightness. The drain opening incorporates ribs internally to provide extra grip to a leaf guard or gravel-excluder when post fitted, pushed in firmly attaches to the roof drain connector.

The products provide excellent resilience to deterioration caused by the sun, ozone and other weather agents or chemicals normally found in the atmosphere. The elasticity of the material allows for excellent flexibility even at low temperatures, which ensures mechanical and physical properties are maintained over time.



PERFORATED FLANGE

SMOOTH FLANGE

SMOOTH FLANGE

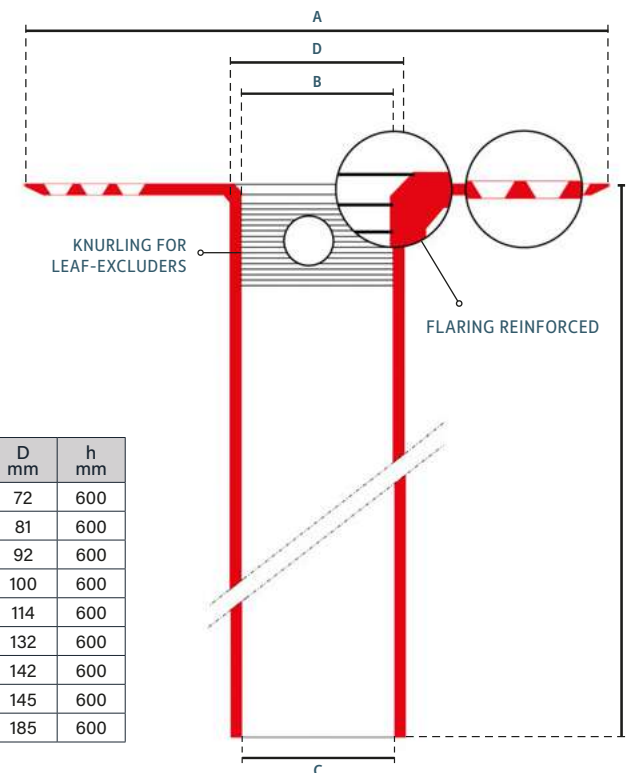

TPE The perforated flange is for use on a Bituminous Roofing Membranes. The perforations enable an excellent bond and adhesion. The two external anti capillary anti-capillary gasket rings around the spigot offers additional sealing. The connector is 100% compatible with APP and SBS prefabricated bituminous membranes and bituminous coats. A sandwich installation between the two layers of membrane is recommended to achieve optimum performance and to improve adhesion, the flange can also be pre-primed.

PVC These drain connectors are compatible with prefabricated PVC and TPO synthetic membranes. The completely smooth flange enables thermal bonding to these roofing membranes. The two anti-capillary gasket rings around the spigot offers additional sealing. Careful cleaning of the connector and the membrane in the whole area where bonding is highly recommended.

EPDM The completely smooth flange enables watertight bonding with an EPDM Roofing Membrane. The two anti-capillary gasket rings around the spigot offers additional sealing. The connector is compatible with prefabricated EPDM synthetic sheets. Careful cleaning of all surfaces in the bonding area including the Roof Drain flange is highly recommended.



SIZING INFORMATION



Ø mm	A mm	B mm	C mm	D mm	h mm
80	370	65	63	72	600
90	370	74	72	81	600
100	370	85	83	92	600
110	390	93	91	100	600
125	390	107	105	114	600
140	420	125	123	132	600
150	420	135	123	142	600
160	420	138	136	145	600
200	460	178	176	185	600

	TPE	TPO	PVC	EPDM		
Diameter	Code	Code	Code	Code	PCS Carton	PCS Pallet
Ø 80	FR-RDL-80-TPE	FR-RDL-80-TPO	FR-RDL-80-PVC	FR-RDL-80-EPDM	10	20
Ø 90*	FR-RDL-90-TPE	FR-RDL-90-TPO	FR-RDL-90-PVC	FR-RDL-90-EPDM	10	20
Ø 100	FR-RDL-100-TPE	FR-RDL-100-TPO	FR-RDL-100-PVC	FR-RDL-100-EPDM	10	20
Ø 110	FR-RDL-110-TPE	FR-RDL-110-TPO	FR-RDL-110-PVC	FR-RDL-110-EPDM	10	20
Ø 125	FR-RDL-125-TPE	FR-RDL-125-TPO	FR-RDL-125-PVC	FR-RDL-125-EPDM	8	16
Ø 140*	FR-RDL-140-TPE	FR-RDL-140-TPO	FR-RDL-140-PVC	FR-RDL-140-EPDM	6	12
Ø 150	FR-RDL-150-TPE	FR-RDL-150-TPO	FR-RDL-150-PVC	FR-RDL-150-EPDM	6	12
Ø 160	FR-RDL-160-TPE	FR-RDL-160-TPO	FR-RDL-160-PVC	FR-RDL-160-EPDM	6	12
Ø 200*	FR-RDL-200-TPE	FR-RDL-200-TPO	FR-RDL-200-PVC	FR-RDL-200-EPDM	6	12

* AVAILABLE ON REQUEST




SQUARE HORIZONTAL PARAPET DRAIN

Horizontal Parapet Drain - Square have excellent flexibility.

425mm long - 90° horizontal or vertical outlet uses have the function of connecting roofing membranes with rainwater drains through walls. The fittings are available in two cross-sections to better adapt to needs in terms of water discharge and the flange is slightly angled in relation to the spigot to make it easier to install the fitting angled to a fall.

The elasticity of the material allows for excellent flexibility even at low temperatures, which ensures mechanical and physical properties are maintained over time. They provide excellent resilience to deterioration caused by the sun, ozone and other weather agents or chemicals normally found in the atmosphere.

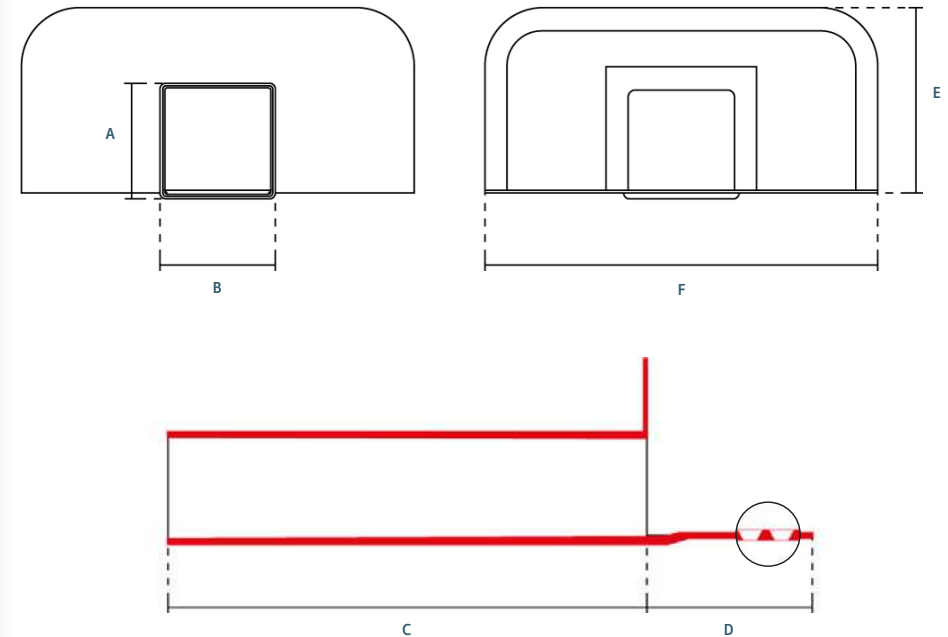


TPE The large, perforated flange ensures perfect adhesion with bituminous membranes, and the long 425 mm square tube allows walls of up to 400mm to be crossed. They are 100% compatible with APP and SBS prefabricated bituminous membranes and bituminous coats. A sandwich installation between the two layers of membrane is recommended to achieve top performance. To improve adhesion, the connector can be pre-coated with a light coat of primer.

PVC TPO The completely smooth flange guarantees perfect bonding with PVC and TPO synthetic turf, and the long 425 mm square tube allows walls of up to 400mm to be crossed. The drain connectors are perfectly compatible with prefabricated synthetic PVC and TPO sheets. Careful cleaning of the connector and the synthetic felt in the vicinity of the area joining to the connector is recommended.

EPDM The completely smooth flange ensures perfect bonding with the EPDM synthetic membranes and the long 425 mm square tube allows walls of up to 400mm to be crossed. The connector is perfectly compatible with prefabricated EPDM synthetic sheets. Careful cleaning of the connector and the synthetic felt in the vicinity of the area joining to the connector is recommended.

SIZING INFORMATION



SECTION	A mm	B mm	C mm	D mm	E mm	F mm
65 x 100	65	100	427	150	155	340
100 x 100	100	100	427	150	155	340

	TPE	TPO	PVC	EPDM		
Diameter	Code	Code	Code	Code	PCS Carton	PCS Pallet
65 x 100/90°	FR-CDS-65-TPE	FR-CDS-65-TPO	FR-CDS-65-PVC	FR-CDS-65-EPDM	10	60
100 x 100/90°	FR-CDS-100-TPE	FR-CDS-100-TPO	FR-CDS-100-PVC	FR-CDS-100-EPDM	10	60

• See Pipe Connector on Pg 20




ROUND HORIZONTAL PARAPET DRAIN

Horizontal Parapet Drain - Round have excellent flexibility.

425mm long - 90° horizontal or vertical outlet uses have the function of connecting roofing membranes with rainwater drains through walls. The fittings are available in two cross-sections to better adapt to needs in terms of water discharge and the flange is slightly angled in relation to the spigot to make it easier to install the fitting angled to a fall.

The elasticity of the material allows for excellent flexibility even at low temperatures, which ensures mechanical and physical properties are maintained over time. They provide excellent resilience to deterioration caused by the sun, ozone and other weather agents or chemicals normally found in the atmosphere.



TPE

The large, perforated flange ensures perfect adhesion with bituminous membranes, and the long 425 mm square tube allows walls of up to 400mm to be crossed. They are 100% compatible with APP and SBS prefabricated bituminous membranes and bituminous coats. A sandwich installation between the two layers of membrane is recommended to achieve top performance. To improve adhesion, the connector can be pre-coated with a light coat of primer.

PVC
TPO

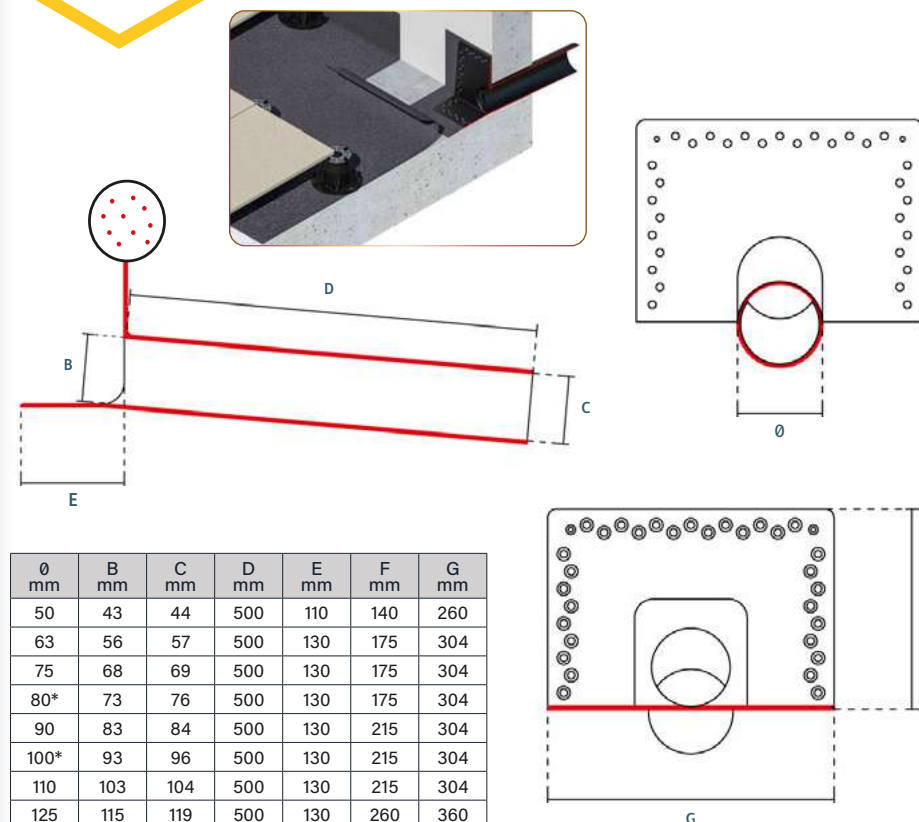
The completely smooth flange guarantees perfect bonding with PVC and TPO synthetic turf, and the long 425 mm square tube allows walls of up to 400mm to be crossed. The drain connectors are perfectly compatible with prefabricated synthetic PVC and TPO sheets. Careful cleaning of the connector and the synthetic felt in the vicinity of the area joining to the connector is recommended.

EPDM

The completely smooth flange ensures perfect bonding with the EPDM synthetic membranes and the long 425 mm square tube allows walls of up to 400mm to be crossed. The connector is perfectly compatible with prefabricated EPDM synthetic sheets. Careful cleaning of the connector and the synthetic felt in the vicinity of the area joining to the connector is recommended.



SIZING INFORMATION



Ø mm	B mm	C mm	D mm	E mm	F mm	G mm
50	43	44	500	110	140	260
63	56	57	500	130	175	304
75	68	69	500	130	175	304
80*	73	76	500	130	175	304
90	83	84	500	130	215	304
100*	93	96	500	130	215	304
110	103	104	500	130	215	304
125	115	119	500	130	260	360

* SIZES NOT AVAILABLE IN HDPE MATERIAL

	TPE	TPO	PVC	EPDM	PCS Carton	PCS Pallet
Diameter	Code	Code	Code	Code		
Ø 50*	FR-CDR-50-TPE	FR-CDR-50-TPO	FR-CDR-50-PVC	FR-CDR-50-EPDM	12	120
Ø 63	FR-CDR-63-TPE	FR-CDR-63-TPO	FR-CDR-63-PVC	FR-CDR-63-EPDM	8	64
Ø 75	FR-CDR-75-TPE	FR-CDR-75-TPO	FR-CDR-75-PVC	FR-CDR-75-EPDM	8	64
Ø 80	FR-CDR-80-TPE	-	-	FR-CDR-80-EPDM	8	64
Ø 90	FR-CDR-90-TPE	FR-CDR-90-TPO	FR-CDR-90-PVC	FR-CDR-90-EPDM	8	64
Ø 100*	FR-CDR-100-TPE	-	-	FR-CDR-100-EPDM	12	24
Ø 110	FR-CDR-110-TPE	FR-CDR-110-TPO	FR-CDR-110-PVC	FR-CDR-110-EPDM	4	32
Ø 125	FR-CDR-125-TPE	FR-CDR-125-TPO	FR-CDR-125-PVC	FR-CDR-125-EPDM	6	24

* AVAILABLE ON REQUEST

• See Pipe Connector on Pg 20



DEKS ROOF VENTS & AERATORS


Roof Vents are designed to provide a dynamic extraction of vapour that forms between the slab and the roofing membrane.

We recommend installing 3-4 aerators every 100 sqm to achieve top results. They can also be used as ventilation ducts, especially in combination with the Estrae (double trumpet) cover applications. The special enlarged shape at the base allows Ideal H 160 and H 400 aerators to be used even on ventilation ducts with an external diameter of as much as 125 mm.

The special shape of the ventilators and lids allows for continuous ventilation of the roofing installation and ventilation ducts. They are highly resistant to deterioration caused by the weather agents or chemicals normally found in the atmosphere. They are highly durable even at low temperatures and their mechanical properties remain unchanged over time.

The ribbing at the bottom of the flange and the quick and safe attachment of the cover, make Ideal Aerators the optimal solution to discharge the vapour constantly forming between the slab and waterproofing membrane.

Estrae used as the cover increases the dynamic vacuum suction capacity thanks to the special trumpet-like design that makes the most of the Venturi pipe's suction properties, thereby always guaranteeing the best suction in any situation. The elastic material of which it is made guarantees a watertight seal over time.



TPE Compatible with prefabricated bituminous membranes such as APP and SBS and with coated bitumen.

PVC They are perfectly compatible with PVC and TPO prefabricated synthetic membranes. We recommend thoroughly cleaning the aerator and synthetic membrane over the full area where the aerator will be joined.

TPO



SIZING INFORMATION

CAP & Estrae

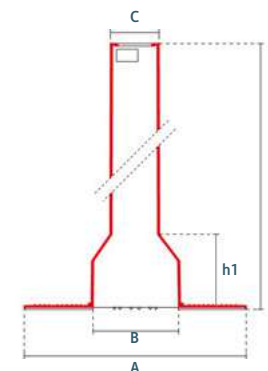
TYPE	A mm	B mm	h mm
Black Cap	108	110	82
Estrae	75	82	141



AERATORS

A mm	B mm	C mm	h mm
320	77	73	240

A mm	B mm	C mm	h mm	h1 mm
388	128	73	160	115
388	128	73	400	115



	TPE	TPO	PVC		
Diameter	Code	Code	Code	PCS Carton	PCS Pallet
Ø 75 - h240	FR-RF-75/240-TPE	FR-RF-75/240-TPO	FR-RF-75/240-PVC	20	40
Ø 125 - h160	FR-RF-125/160-TPE	FR-RF-125/160-TPO	FR-RF-125/160-PVC	20	40
Ø 125 - h400	FR-RF-125/400-TPE	FR-RF-125/400-TPO	FR-RF-125/400-PVC	20	40
Ø 110 - Cap	FR-RF-Cap	FR-RF-Cap	FR-RF-Cap	20	320
Ø 82 - Estrae	FR-RF-Est	FR-RF-Est	FR-RF-Est	20	700



MULTI-PURPOSE PIPE COLLARS

Pipe Collars have the function of connecting synthetic membranes with any penetrating through pipes.

They are equipped with a wide, smooth flange for optimal bonding with synthetic membranes, and a wider perforated flange for better bond and adhesion with bituminous membranes. The cone shape allows a varied sealing range covering diameters from 10 to 80 mm for the CM10 and from 90 to 200 mm for the CM90, with only 2 products they simply cut to diameter required for the pipe size see table for reference.

They provide excellent resilience to deterioration caused by the sun, ozone and other weather agents or chemicals normally found in the atmosphere. The elasticity of materials allows for excellent flexibility even at low temperatures, which ensures mechanical and physical properties are maintained over time.



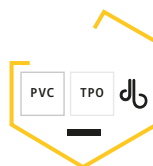
PERFORATED FLANGE



SMOOTH FLANGE



SMOOTH FLANGE



TPE

PVC

TPO

EPDM

TPE collars & cones with perforated flange are perfectly compatible with APP and SBS refabricated bitumen membranes and coated bitumen. A sandwich installation between the two layers of membrane is recommended to achieve top performance. To improve adhesion, the collars can be pre-coated with a light coat of primer.

PVC and TPO collars & cones with a plain flange are perfectly compatible with prefabricated PVC and TPO synthetic membranes. We recommend thoroughly cleaning the collar and synthetic membrane near the area where the collar will be joined.

The smooth-flanged EPDM collars & cones are perfectly compatible with prefabricated EPDM synthetic membrane. We recommend thoroughly cleaning the collar and synthetic membrane near the area where the collar will be joined.



SIZING INFORMATION

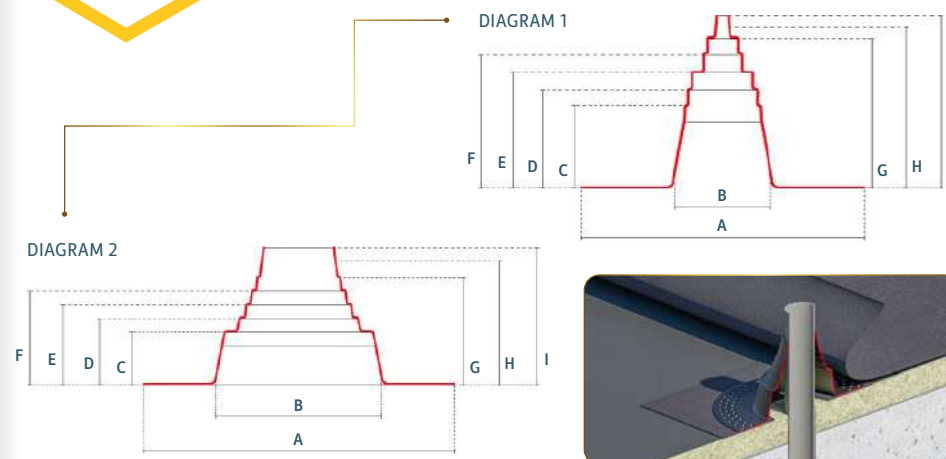


Diagram	A mm	B mm	C mm	D mm	E mm	F mm	G mm	H mm	I mm
1	312	104	80/90	75/109	63/128	40/147	30/164	12/178	10/190
2	432	224	200/74	160/93	140/112	125/131	110/150	100/169	90/190

	TPE	TPO	PVC	EPDM		
Diameter	Code	Code	Code	Code	PCS Carton	PCS Pallet
Ø 10-80	FR-PC-10/80-TPE	FR-PC-10/80-TPO	FR-PC-10/80-PVC	FR-PC-10/80-EPDM	10	120
Ø 90-200	FR-PC-90/200-TPE	FR-PC-90/200-TPO	FR-PC-90/200-PVC	FR-PC-90/200-EPDM	10	120



CORNER / EDGE / TAPERED JOINT FITTINGS

All Roof Joint Fittings make life easier with their easy to use capabilities.

CORNER JOINT and **EDGE JOINT FITTINGS** are to facilitate and speed up the laying of roofing membranes near the corners and edges of the roof. They also provide excellent waterproofing and a good aesthetic finish. They are available in various materials, sizes, and formats to find the best solution to issues on site.

TAPERED JOINTS are used to connect waterproofing in the vicinity of cables of various installations such as antennas, air conditioners, photovoltaics, etc. The elastic material they are manufactured with guarantees water tightness over time. They provide excellent resilience to deterioration caused by the sun, ozone and other weather agents or chemicals normally found in the atmosphere. The elasticity of materials allows for excellent flexibility even at low temperatures, which ensures mechanical and physical properties are maintained over time.



SMOOTH FLANGE

SMOOTH FLANGE

TPE

They are 100% compatible with APP and SBS prefabricated bituminous membranes and bituminous coats.

PVC
TPO

They are perfectly compatible with PVC and TPO prefabricated synthetic membranes. We recommend thoroughly cleaning the fitting and synthetic felt near the area where it will be joined.

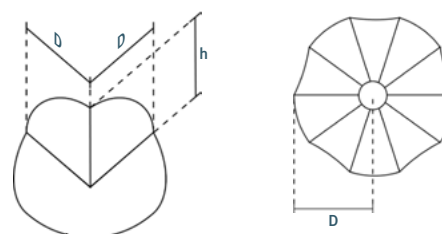
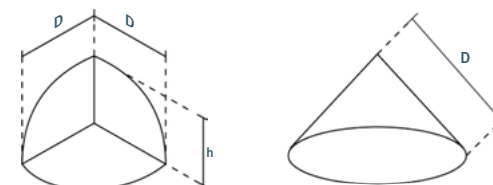


SIZING INFORMATION

CORNER JOINT FITTINGS

MEASURES	h mm	D mm
L95	95	95
L110	-	113
L130	130	130

The TPE corner joint fitting is only available in sizes L95 and L130.



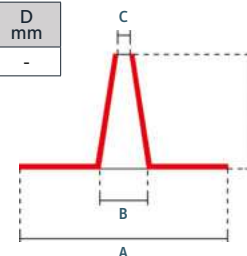
EDGE JOINT FITTINGS

MEASURES	h mm	D mm
L95	95	95
L110	-	110
L130	132	132

The TPE edge joint fitting is only available in sizes L95 and L130.

TAPERED JOINT

Ø mm	A mm	B mm	C mm	h mm	D mm
13	210	49	13	120	-



	TPE	TPO	PVC	PCS Carton	PCS Pallet
Diameter	Code	Code	Code		
L95 Corner	-	FR-CJ-95-TPO	FR-CJ-95-PVC	50	3750
L110 Corner	-	FR-CJ-110-TPO	FR-CJ-110-PVC	50	3000
L130 Corner	FR-CJ-130-TPE	FR-CJ-130-TPO	FR-CJ-130-PVC	50	1000
L95 Edge	-	FR-EJ-95-TPO	FR-CJ-95-PVC	50	2250
L110 Edge	-	FR-EJ-110-TPO	FR-CJ-110-PVC	50	3750
L130 Edge	FR-EJ-130-TPE	FR-EJ-130-TPO	FR-CJ-130-PVC	50	2250
Ø 13-49 Tapered Joint	FR-TJ-13/49-TPE	FR-TJ-13/49-TPO	FR-TJ-13/49-PVC	25	600



MULTI-PURPOSE GRAVEL / LEAF GUARDS

Gravel and Leaf Guards are used to stop dirt and various objects from entering the drain and obstructing the regular discharge of rainwater.

We recommend cleaning the opening of the discharge from any dirt there may be. They provide excellent resilience to deterioration caused by the sun, ozone and other weather agents or chemicals normally found in the atmosphere.

The gravel-guards/ leaf-guards, in addition to keeping the drain clean, serve to contain the gravel used for the ballast of the waterproofing membranes. It just needs to be inserted into the drain connectors and with its small fastening bars it can be locked at the centre of the drain.

With its perforated grid, rainwater is drained quickly. The raw materials selected, guarantee a durable product, as the plastic materials are treated to ensure their mechanical properties remain unchanged.



UNIVERSAL PROPELLER GUARD



UNIVERSAL SPIDER GUARD



UNIVERSAL SPIDER GUARD



UNIVERSAL SOMBRA
GRAVEL-EXCLUDERS



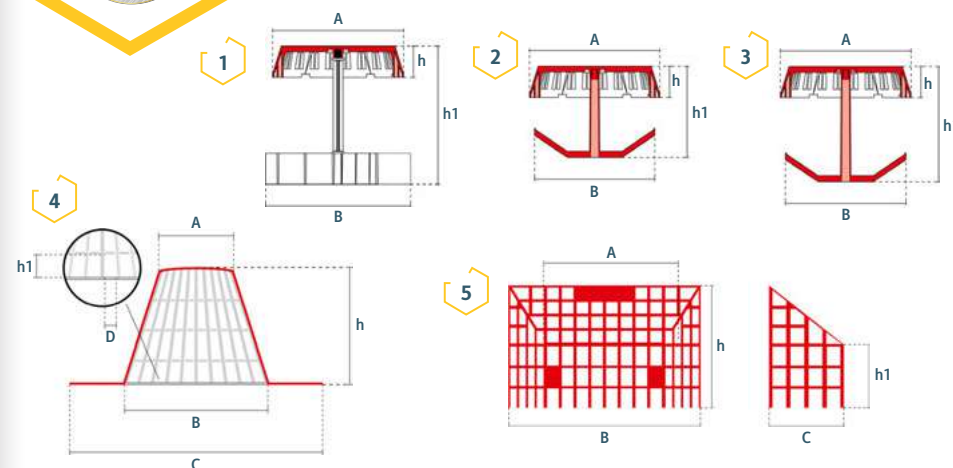
UNIVERSAL ANGLE STRAP GUARD



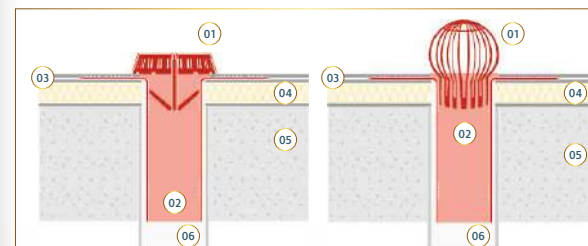
UNIVERSAL LEAF EXCLUDER



SIZING INFORMATION



	Ø mm	A mm	B mm	C mm	D mm	h mm	h1 mm
1	75-200	207	230	-	-	50	219
2	80-200	207	189	-	-	50	144
3	80-200	207	199	-	-	50	194
4	150-200	100	183	336	7-13	160	28-40
5	-	108	184	67	-	112	55
6	80-125	140	-	-	-	115	-



- 01. Gravel/Leaf Excluder Guard
- 02. Connector
- 03. Sandwich Laying
- 04. Insulating Panel
- 05. Slab
- 06. Rainwater Drain Pipe

		PVC		
Diameter		Code	PCS Carton	PCS Pallet
1	Ø 75-200 - Universal Gravel Guard	FR-UGG-75/200	50	300
2	Ø 80-200/140 - Universal Gravel Guard	FR-UGG-80/200/140	50	300
3	Ø 80-200/175 - Universal Gravel Guard	FR-UGG-80/200/175	50	300
4	Ø 150-200 - Sombra Gravel Guard	FR-SGG-150/200	25	200
5	Universal Angle Gravel Guard	FR-UAGG-184/122	20	600
6	Ø 80-125 - Universal Leaf Guard	FR-ULG-80/125	50	800



ANGLED PIPE CONNECTOR HORIZONTAL PARAPET DRAIN

FOR USE WITH PARAPET DRAINS, SEE PAGES 8/9

Horizontal Parapet Drain Angle Pipe Connectors are used to divert rainwater from the square angle drain connector positioned horizontally to the vertical rainwater pipe.

Both connecting elements with a 65 x 100mm cross-section, and a 100 x 100mm cross-section, available both with 80 and 100mm outlet diameters.

The very linear design with no grooves adds a nice aesthetic effect and means they can also be used in particularly fine buildings. The inner wings firmly attach them over the drain connector and prevent any warping over time. With their dark brown colour, the connecting elements blend in perfectly with rainwater pipes normally commercially available.



65 x 100mm

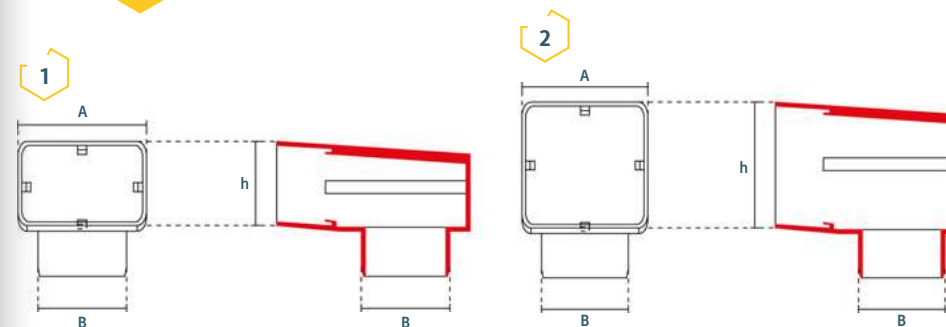


100 x 100mm

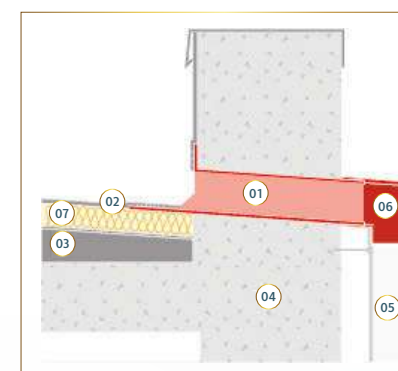
FROM A ROOF PARAPET DRAIN TO A DOWNPIPE...



SIZING INFORMATION



	SECTION	Ø mm	A mm	B mm	h mm
1	65 x 100mm	80	100	77	65
	65 x 100mm	100	100	97	65
2	100 x 100mm	80	100	77	100
	100 x 100mm	100	100	97	100



INSTALLATION EXAMPLE

01. EPDM corner fitting
02. EPDM sheet
03. Slope screed
04. Slab
05. Rainwater pipe
06. Angle connector
07. Insulating panel

		PVC		
Diameter		Code	PCS Carton	PCS Pallet
1	Ø 80-65/100 - Corner Connector	FR-CC-80-65/100	10	360
2	Ø 100-65/100 - Corner Connector	FR-CC-100-65/100	10	360
3	Ø 80-100/100 - Corner Connector	FR-CC-80-100/100	10	300
4	Ø 100-100/100 - Corner Connector	FR-CC-100-100/100	10	300



COMMERCIAL CABLE FLASHING

Cable Flashing Ø90 with Detachable Top for leading cables etc. through flat roofs with bitumen or foil membranes.

The cable flashing has a detachable top, which makes it possible to finish the process of installing and adjusting cables etc., and then mount the top on the pipe afterwards. Can be delivered with a pipe below the flange e.g., for lead through in the roof's insulation layer.

• **Ideal for Solar Solutions.**

1

**Cable Flashing
Ø90 with
Detachable
Top**



2

**Cable Flashing
Ø90 with
Detachable Top,
with pipe below
the flange**



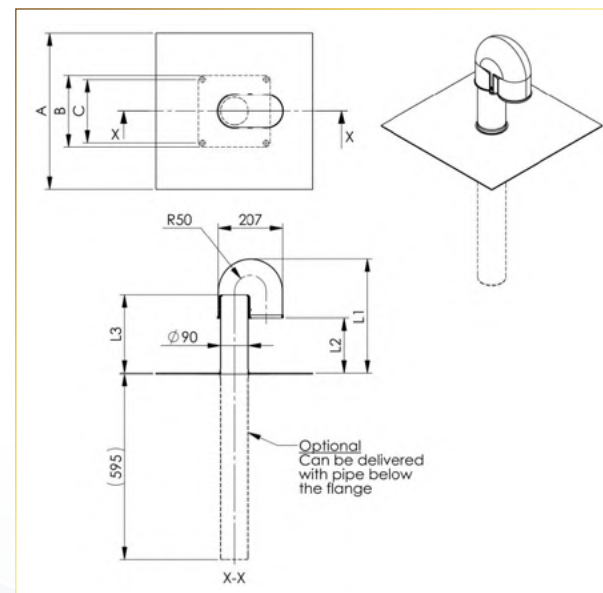
1

**Cable Flashing Ø90 with
Detachable Top - demonstration
of cable outlet**



SIZING INFORMATION

No.	MATERIAL	CODE	TYPE	MEMBRANE
1	EPDM	FR-CCFS-EPDM	Cable flashing Ø90 with detachable top	Please email sales@deks.co.uk for a complete list of membranes.
2	EPDM	FR-CCFL-EPDM	Cable flashing Ø90 with detachable top, with pipe below the flange ●	
1	SBS	FR-CCFS-SBS	Cable flashing Ø90 with detachable top	
2	SBS	FR-CCFL-SBS	Cable flashing Ø90 with detachable top, with pipe below the flange ●	
1	Fast Flash® Base	FR-CCFS-FFB	Cable flashing Ø90 with detachable top	
2	Fast Flash® Base	FR-CCFL-FFB	Cable flashing Ø90 with detachable top, with pipe below the flange ●	
NB: ALL HAVE A MATT SURFACE ● TYPE HAS THE PIPE BELOW THE FLANGE				



TYPE (SURFACE)	MEMBRANE	A	B	C	L1	L2	L3
MATT	Bitumen	500 x 500	230 x 230	204 x 204	362	175	245
	Foil	400 x 400*	230 x 230	200 x 200			

*ON MODELS WITH FOIL MEMBRANE THE MEMBRANE, SIZE A VARIES DEPENDING ON THE FOIL TYPE. FOIL MEMBRANES HAVE ROUNDED CORNERS.



EPDM FLATSEAL™

Ideal for most flat and low-pitched roof applications

Designed to provide a strong bond with a snap tight seal around the surface of a smooth walled pipe, no clamp bands required. Choose to bond it yourself (FS25 -175) or use the FS25-175BUE for a self-adhesive seal. When a pipe flashing is needed for sealing a penetration through a flat roof, the Dektite®

FlatSeal™ is the perfect solution. Catering for pipe diameters from 25mm to 175mm, simply cut the Dektite® to size using the size guide moulded into the flashing cone.



FLATSEAL™

Ideal for flat and low pitch roofs

Applications when bonding to EPDM membranes using traditional EPDM to EPDM fixing methods (Primers and Adhesives.)

FLATSEAL™ BUTYL - *Now with* - Black Butyl & EPDM Cone

Ideal for flat and low pitch roof applications

Universal applications provide a layer of high strength waterproof self-adhesive which does not harden or crack, simply just peel off the backing paper and bond to virtually all "non-bituminous" membrane or applied surfaces including EPDM.

PIPE EXTERNAL	BASE SIZE (DIAMETER)	CODE
25 - 175mm	345mm	FS25-175
25 - 175mm	345mm	FS25-175BUE
BLACK EPDM: EPDM will withstand constant temperatures at the roofline of -50°C to 115°C and up to 150°C intermittently		

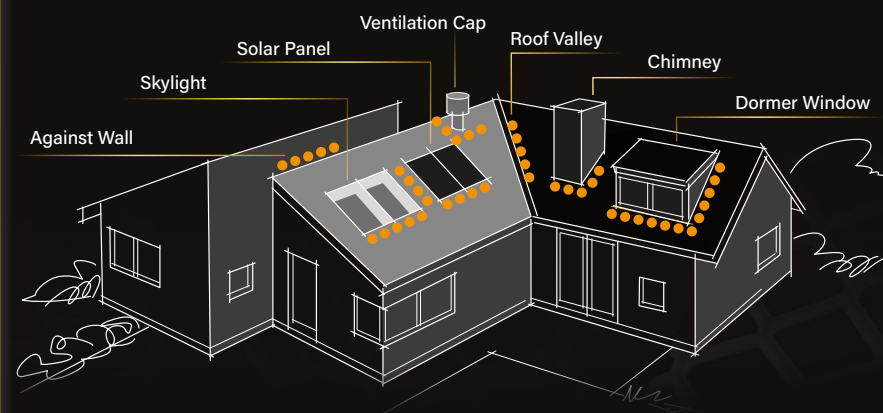
Available in...

FLATSEAL™ BUTYL BASE
FLATSEAL™ EPDM BASE




Fast Flash®

Flexible Lead Replacement Roof Flashing



- **Range of Sizes Available**
From 140mm to 1250mm
- **No Patination Oil Needed**
Install quicker and reduce cost
- **No Lead Clips Needed**
Install quicker and reduce cost
- **5m Length Rolls**
75% The weight of Lead
- easy to carry





✉ sales@deks.co.uk

🌐 www.deks.co.uk

☎ 01275 858 866



DEKS Industries Europe Ltd
West End Trading Estate
Blackfriars Road
Nailsea, Bristol, BS48 4DJ



To find your DEKS contact on a Map please connect to our website with this QR code.

SCOTLAND

Martin Hipkin

BUSINESS & PRODUCT
DEVELOPMENT DIRECTOR
martinh@deks.co.uk
07780 446 597

NORTH ENGLAND & IRELAND

Martin Hipkin

BUSINESS & PRODUCT
DEVELOPMENT DIRECTOR
martinh@deks.co.uk
07780 446 597

SOUTH WEST & WALES

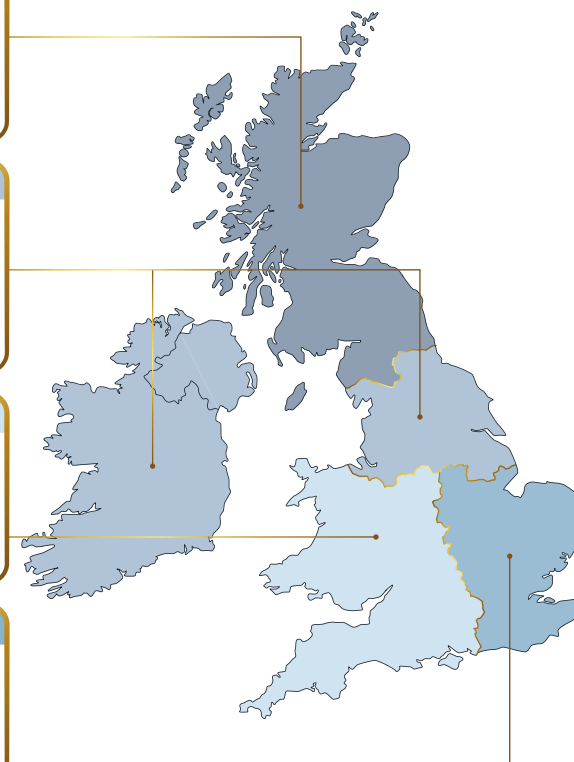
Mark Stewart

BUSINESS DEVELOPMENT DIRECTOR
marks@deks.co.uk
07903 389 220

SOUTH EAST & HOME COUNTIES

Andy Minas


BUSINESS DEVELOPMENT DIRECTOR
andym@deks.co.uk
07534 294 255



While every effort has been made to ensure that the details in this brochure are correct at the time of print, we cannot accept responsibility for any errors or omissions.

NOTES



 sales@deks.co.uk

 www.deks.co.uk

 01275 858 866



DEKS Industries Europe Ltd
West End Trading Estate
Blackfriars Road
Nailsea, Bristol, BS48 4DJ

While every effort has been made to ensure that the details in this brochure are correct at the time of print, we cannot accept responsibility for any errors or omissions.