



Data sheet

Industrial drain connector TPE h 600

030-160-600-000

Rev.00

16/09/2013

Group

030-160

Flange with holes



Function	Industrial drain connectors in TPE are used to connect bituminous waterproof roofing felts to rain water drains. The slightly conical shape enables fast and simple installation in rain water drains. The drain connector has a ribbed flange to improve adhesion to the bituminous membranes and has two rings on the shank which act as a drain-trap between the connector and the rain water drain.		
Compatibility	They are compatible with APP and SBS prefabricated bituminous felts and bituminous coats.		
Range	DN 80 - DN 90 - DN 100 - DN 110 - DN 125 - DN 140 - DN 150 - DN 160 - DN 200		
Performance	Resistant to deterioration by the sun, ozone and other agents or chemicals normally found in the atmosphere. They have excellent flexibility even at low temperatures. The mechanical properties are maintained in the long term.		
Operating temperature	-20°C; +75°C		
Included accessories:	-	Recycled product	No
Optional accessories:	Universal leaf excluders	Recyclable product	Yes
	Gravel excluders		
	-	Material	TPE
	Flexible heating element		
	-		

Additional information

For a better understanding of the interaction between the Industrial drain connector and the accessories, please refer to the respective technical data sheets.

If not otherwise indicated, all measurements are expressed in millimetres.



Data sheet

Industrial drain connector TPE h 600

030-160-600-000

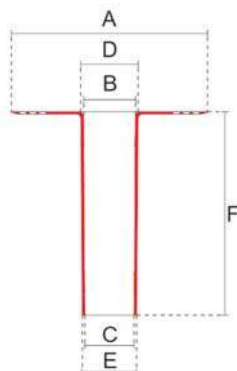
Rev.00

16/09/2013

Group

030-160

Flange with holes



Line Item	Description	A	B	C	D	E	F	G	H	I
1 FR-RDL-80-TPE	DRAIN CONNECTOR TPE H 600 Ø 80 INDUSTRIAL-FLANGE WITH HOLES	370	65	63	72	70	600			
2 FR-RDL-90-TPE	DRAIN CONNECTOR TPE H 600 Ø 90 INDUSTRIAL-FLANGE WITH HOLES	370	74	72	81	79	600			
3 FR-RDL-100-TPE	DRAIN CONNECTOR TPE H 600 Ø100 INDUSTRIAL-FLANGE WITH HOLES	370	85	83	92	90	600			
4 OFR-RDL-110-TPE	DRAIN CONNECTOR TPE H 600 Ø110 INDUSTRIAL-FLANGE WITH HOLES	390	93	91	100	98	600			
5 FR-RDL-125-TPE	DRAIN CONNECTOR TPE H 600 Ø125 INDUSTRIAL-FLANGE WITH HOLES	390	107	105	114	112	600			
6 FR-RDL-140-TPE	DRAIN CONNECTOR TPE H 600 Ø140 INDUSTRIAL-FLANGE WITH HOLES	420	125	123	132	130	600			
7 FR-RDL-150-TPE	DRAIN CONNECTOR TPE H 600 Ø150 INDUSTRIAL-FLANGE WITH HOLES	420	135	133	142	140	600			
8 FR-RDL-160-TPe	DRAIN CONNECTOR TPE H 600 Ø160 INDUSTRIAL-FLANGE WITH HOLES	420	138	136	145	143	600			
9 FR-RDL-200-TPE	DRAIN CONNECTOR TPE H 600 Ø200 INDUSTRIAL-FLANGE WITH HOLES	460	178	176	185	183	600			

If not otherwise indicated, all measurements are expressed in millimetres.



Data sheet

Industrial drain connector in TPO H 600

151-150-600-000

Rev.00

11/05/2020

Group

151-150

Smooth flange RAL 9016



Function	Industrial drain connector are used to connect synthetic TPO waterproof roofing felt to rain water drains. The connector has a smooth flange to improve hot air hot air hot air welding to the prefabricated TPO roofing felts.		
Compatibility	They are compatible with prefabricated synthetic membranes in TPO.		
Range	DN 80 - DN 90 - DN 100 - DN 110 - DN 125 - DN 140 - DN 150 - DN 160 - DN 200		
Performance	Resistant to deterioration by the sun, ozone and other agents or chemicals normally found in the atmosphere. They have excellent flexibility even at low temperatures. The mechanical properties are maintained in the long term.		
Operating temperature	-20°C; +70°C		
Included accessories:	-	Recycled product	No
Optional accessories:	Universal leaf excluders		
	Gravel excluders	Recyclable product	Yes
	Rigid excluders	Material	TPO
	-		
	-		

Additional information

We recommend the gully and roofing felt be carefully cleaned before welding area. For a better understanding of the interaction between the Industrial drain connector and the accessories, please refer to the respective technical data sheets.

If not otherwise indicated, all measurements are expressed in millimetres.



Data sheet

Industrial drain connector in TPO H 600

151-150-600-000

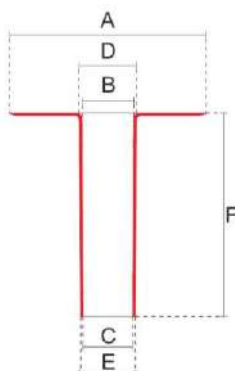
Rev.00

11/05/2020

Group

151-150

Smooth flange RAL 9016



Line Item	Description	A	B	C	D	E	F	G	H	I
1 FR-RDL-80-TPO	DRAIN CONNECTOR TPO H 600 Ø 80 INDUSTRIAL FL RAL 9016	286	65	63	72	70	600			
2 FR-RDL-90-TPO	DRAIN CONNECTOR TPO H 600 Ø 90 INDUSTRIAL FL RAL 9016	286	74	72	81	79	600			
3 FR-RDL-100-TPO	DRAIN CONNECTOR TPO H 600 Ø100 INDUSTRIAL FL RAL 9016	286	85	83	92	90	600			
4 FR-RDL-110-TPO	DRAIN CONNECTOR TPO H 600 Ø110 INDUSTRIAL FL RAL 9016	307	93	91	100	98	600			
5 FR-RDL-125-TPO	DRAIN CONNECTOR TPO H 600 Ø125 INDUSTRIAL FL RAL 9016	307	107	105	114	112	600			
6 FR-RDL-140-TPO	DRAIN CONNECTOR TPO H 600 Ø140 INDUSTRIAL FL RAL 9016	360	125	123	132	130	600			
7 FR-RDL-150-TPO	DRAIN CONNECTOR TPO H 600 Ø150 INDUSTRIAL FL RAL 9016	360	135	133	142	140	600			
8 FR-RDL-160-TPO	DRAIN CONNECTOR TPO H 600 Ø160 INDUSTRIAL FL RAL 9016	360	138	136	145	143	600			
9 FR-RDL-200-TPO	DRAIN CONNECTOR TPO H 600 Ø200 INDUSTRIAL FL RAL 9016	360	178	176	185	183	600			

If not otherwise indicated, all measurements are expressed in millimetres.



Data sheet

Industrial drain connector in EPDM H 600

090-150-600-000

Rev.00

05/03/2020

Group

090-150

Smooth flange



Function	Industrial drain connector are used to connect synthetic EPDM waterproof roofing felt to rain water drains. The connector has a smooth flange to improve the adhesion to the prefabricated EPDM roofing felts.		
Compatibility	They are compatible with prefabricated synthetic membranes in EPDM.		
Range	DN 80 - DN 90 - DN 100 - DN 110 - DN 125 - DN 140 - DN 150 - DN 160 - DN 200		
Performance	Resistant to deterioration by the sun, ozone and other agents or chemicals normally found in the atmosphere. They have excellent flexibility even at low temperatures. The mechanical properties are maintained in the long term.		
Operating temperature	-20°C; +75°C		
Included accessories:	-	Recycled product	No
Optional accessories:	Universal leaf excluders		
	Gravel excluders	Recyclable product	Yes
	Rigid excluders	Material	EPDM
	-		
	-		

Additional information

We recommend the gully and roofing felt be carefully cleaned before adhesion.

For a better understanding of the interaction between the Industrial drain connector and the accessories, please refer to the respective technical data sheets.

If not otherwise indicated, all measurements are expressed in millimetres.



Data sheet

Industrial drain connector in EPDM H 600

090-150-600-000

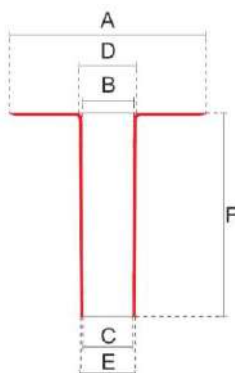
Rev.00

05/03/2020

Group

090-150

Smooth flange



Line Item	Description	A	B	C	D	E	F	G	H	I
1 FR-RDL-80-EPDM	DRAIN CONNECTOR EPDM H600 Ø80 INDUSTRIAL SMOOTH FLANGE	286	65	63	72	70	600			
2 FR-RDL-90-EPDM	DRAIN CONNECTOR EPDM H 600 Ø90 INDUSTRIAL SMOOTH FLANGE	286	74	72	81	79	600			
3 FR-RDL-100-EPDM	DRAIN CONNECTOR EPDM H600 Ø100 INDUSTRIAL SMOOTH FLANGE	286	85	83	92	90	600			
4 FR-RDL-110-EPDM	DRAIN CONNECTOR EPDM H600 Ø110 INDUSTRIAL SMOOTH FLANGE	307	93	91	100	98	600			
5 FR-RDL-125-EPDM	DRAIN CONNECTOR EPDM H600 Ø125 INDUSTRIAL SMOOTH FLANGE	307	107	105	114	112	600			
6 FR-RDL-140-EPDM	DRAIN CONNECTOR EPDM H600 Ø140 INDUSTRIAL SMOOTH FLANGE	360	125	123	132	130	600			
7 FR-RDL-150-EPDM	DRAIN CONNECTOR EPDM H600 Ø150 INDUSTRIAL SMOOTH FLANGE	360	135	133	142	140	600			
8 FR-RDL-160-EPDM	DRAIN CONNECTOR EPDM H600 Ø160 INDUSTRIAL SMOOTH FLANGE	360	138	136	145	143	600			
9 FR-RDL-200-EPDM	DRAIN CONNECTOR EPDM H600 Ø200 INDUSTRIAL SMOOTH FLANGE	360	178	176	185	183	600			

If not otherwise indicated, all measurements are expressed in millimetres.



Data sheet

Industrial drain connector PVC h 600

120-150-600-000

Rev.00

19/09/2013

Group

120-150

Smooth flange



Function	Industrial drain connector are used to connect bituminous waterproof roofing felt to rain water drains. A slightly conical shape enables installation in rain water drains. The connector has a smooth flange to improve welding to the prefabricated PVC roofing felts.		
Compatibility	They are compatible with prefabricated PVC felts		
Range	DN 80 - DN 90 - DN 100 - DN 110 - DN 125 - DN 140 - DN 150 - DN 160 - DN 200		
Performance	Resistant to deterioration by the sun, ozone and other agents or chemicals normally found in the atmosphere. They have excellent flexibility even at low temperatures. The mechanical properties are maintained in the long term.		
Operating temperature	-20°C; +70°C		
Included accessories:	-	Recycled product	No
Optional accessories:	Universal leaf excluders		
	Gravel excluders	Recyclable product	Yes
	Flexible heating element	Material	PVC
	-		
	-		

Additional information

We recommend the gully and roofing felt be carefully cleaned before welding.

For a better understanding of the interaction between the Industrial drain connector and the accessories, please refer to the respective technical data sheets.

If not otherwise indicated, all measurements are expressed in millimetres.



Data sheet

Industrial drain connector PVC h 600

120-150-600-000

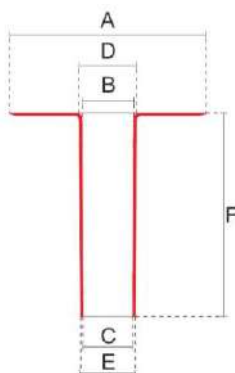
Rev.00

19/09/2013

Group

120-150

Smooth flange



Line Item	Description	A	B	C	D	E	F	G	H	I
1 FR-RDL-80-PVC	DRAIN CONNECTOR PVC H 600 Ø80 INDUSTRIAL SMOOTH FLANGE	286	65	63	72	70	600			
2 FR-RDL-90-PVC	DRAIN CONNECTOR PVC H 600 Ø90 INDUSTRIAL SMOOTH FLANGE	286	74	72	81	79	600			
3 FR-RDL-100-PVC	DRAIN CONNECTOR PVC H 600 Ø100 INDUSTRIAL SMOOTH FLANGE	286	85	83	92	90	600			
4 FR-RDL-811-PVC	DRAIN CONNECTOR PVC H 600 Ø110 INDUSTRIAL SMOOTH FLANGE	307	93	91	100	98	600			
5 FR-RDL-125-PVC	DRAIN CONNECTOR PVC H 600 Ø125 INDUSTRIAL SMOOTH FLANGE	307	107	105	114	112	600			
6 FR-RDL-140-PVC	DRAIN CONNECTOR PVC H 600 Ø140 INDUSTRIAL SMOOTH FLANGE	360	125	123	132	130	600			
7 FR-RDL-150-PVC	DRAIN CONNECTOR PVC H 600 Ø150 INDUSTRIAL SMOOTH FLANGE	360	135	133	142	140	600			
8 FR-RDL-160-PVC	DRAIN CONNECTOR PVC H 600 Ø160 INDUSTRIAL SMOOTH FLANGE	360	138	136	145	143	600			
9 FR-RDL-200-PVC	DRAIN CONNECTOR PVC H 600 Ø200 INDUSTRIAL SMOOTH FLANGE	360	178	176	185	183	600			

If not otherwise indicated, all measurements are expressed in millimetres.