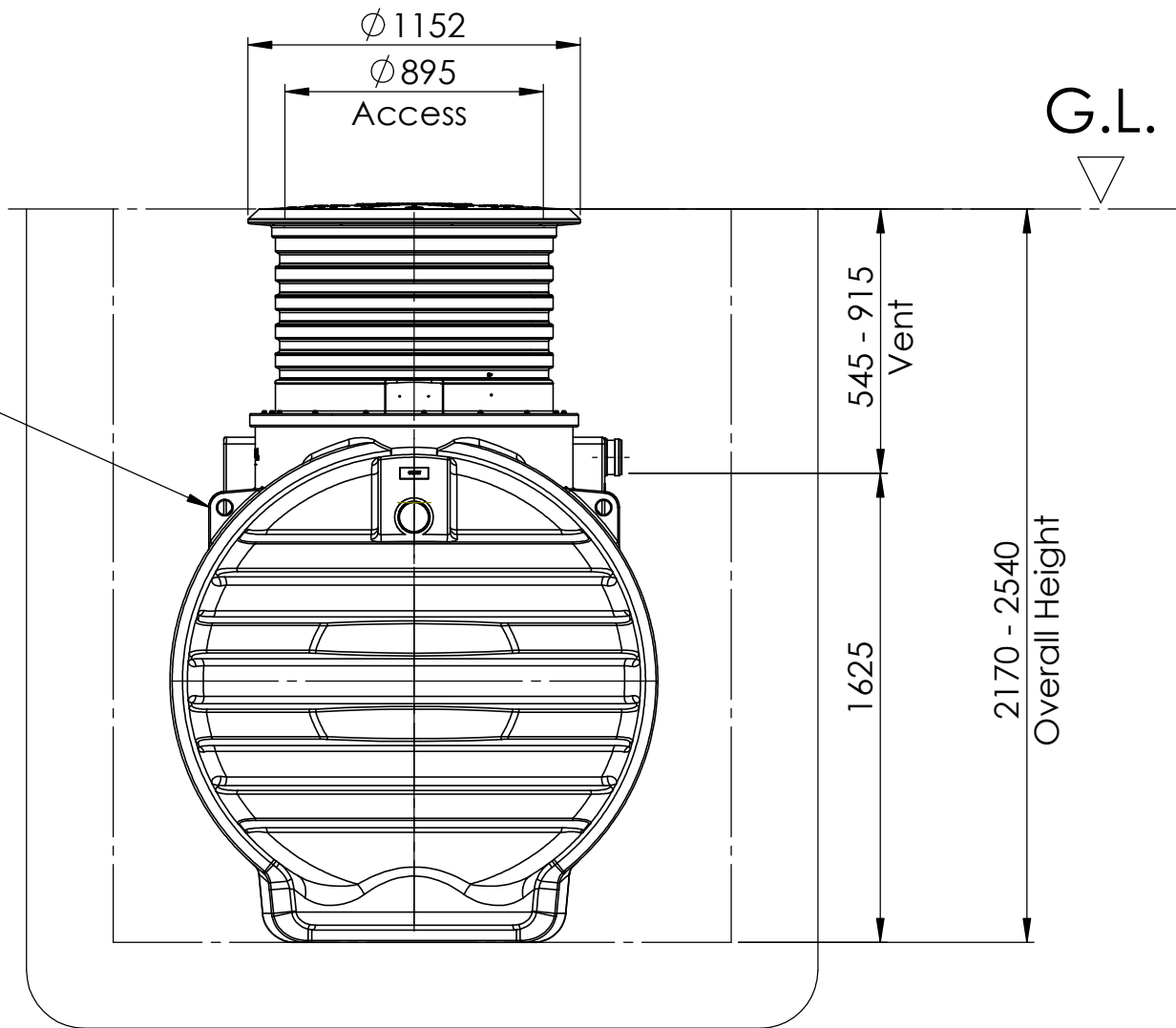
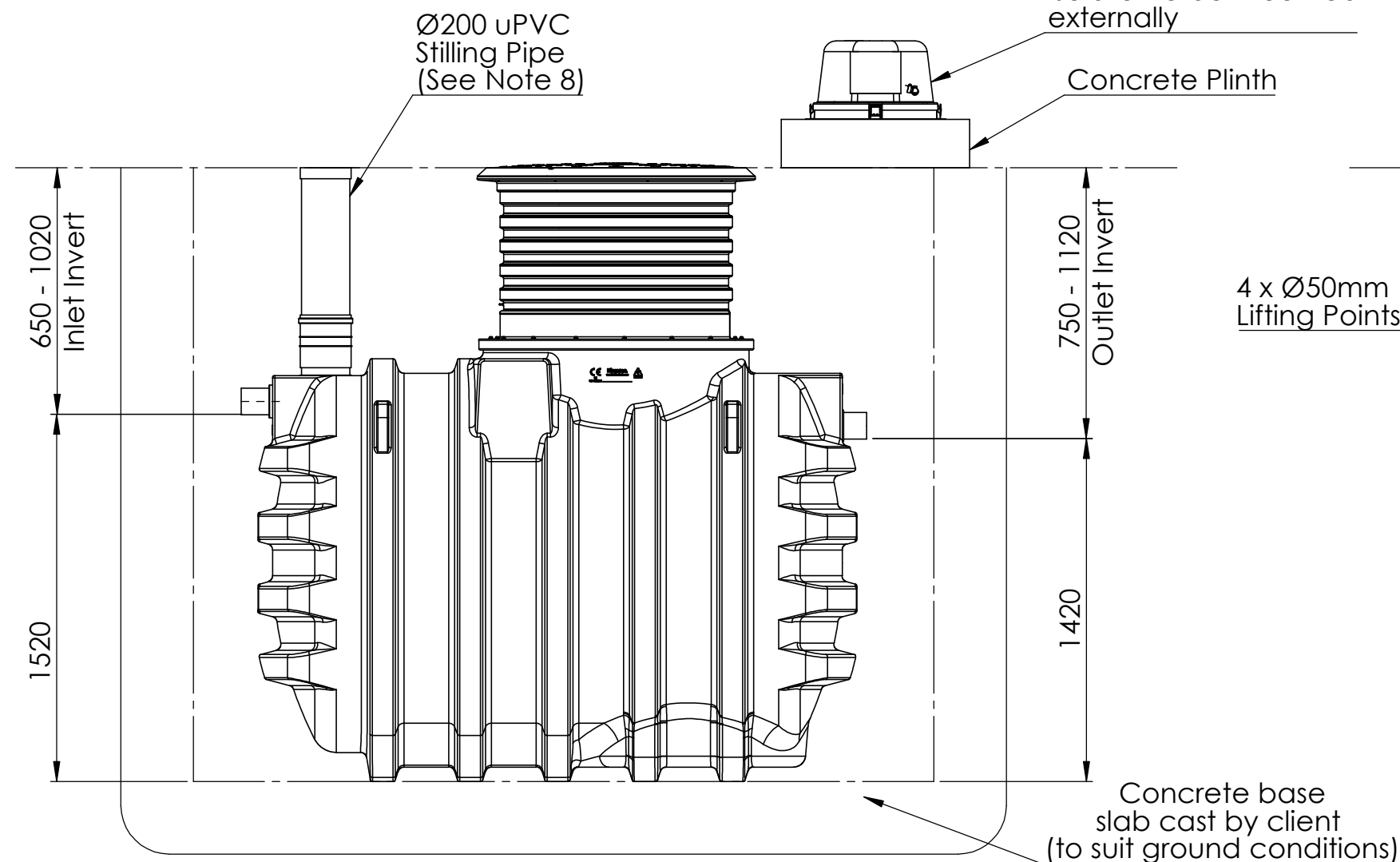


#### Notes :

1. Inlet and Outlet are Ø110 mm. Suitable reducers should be used to step down from bigger pipework. Supplied by others.
2. Units invert is adjustable by trimming external riser to required height. Selection of correct invert is key and must be suitable for drainage and ground levels on site.
3. Ext neck kit available for deeper inverts up to a maximum invert of 1440 mm. See extension neck drawing for assembly details.
4. It is important to read and understand installation operation and maintenance guidelines before attempting to install this unit.
5. Vent pipe connection is supplied but vent runs and stacks are supplied by others.
6. Air hose for tank internals is supplied with blower housing and is run through the vent.
7. Tank Weight (Empty) - 185 kg
8. Socket, Upper pipe & Blanking cap supplied on request.



Please check with Klargester for the latest Issue of the drawing

Issue	Date	Drawn By	Approved By	Description
02	04/12/2024	D. Musvaburi	D.M	ECN 2150 - Outlet invert now 750 -1120
01	30/09/2024	D.M	D.M	Initial Issue- ECN 2113

LN Number :  
Finish :  
Weight :  
Modelled By :

Tolerance (unless stated) :  
Thickness :  
Surface Area : m²  
Material :

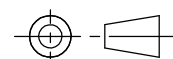
**Drawing : DS1478P**

Page 1 of 1

BioTec+ 3 Gravity Unit

All Dimensions In mm

Scale: Do Not Scale



Third Angle Projection

A:\Wastewater\Engineering\Engineering Projects\983A - BioTec+ (BioAir MKII)\Models\BioTec+3\Gravity\DS1478P

Kingspan Water & Energy reserve the right to alter the details of this drawing without prior notice. This drawing is copyright and may not be reproduced or used without the written permission of Kingspan Water & Energy

