

| | | |
|--------|------|-------|
| CI/SfB | (47) | (Nf2) |
| | | |

July 2017

We've only gone and turned ten into eight.

PAN8[®]



The innovative large format, thin leading edge roof tile with superior coverage.

Forticrete

Introducing PAN8® – there's no other tile in its class.

We've listened to our customers and created another innovation to meet the increasing demands of the roofing market.

The PAN8® roof tile has the visual characteristics of a traditional clay pantile with benefits that no other interlocking tile can match.

- A thin leading edge for impressive aesthetics.
- A wider format for a more traditional pantile appearance.
- Superior coverage at just 8 tiles per square metre.

Technical Innovation and Reassurance


Through our innovative design and manufacturing technology the PAN8® offers superior coverage – just 8 tiles per m² compared with 10 per m² found with many alternative products.

Technical benefits include:

- 20% reduction in the number of tiles used resulting in fewer tiles to handle and lay.
- Tiles are factory blended to ensure fewer colour batching variations.
- A full range of maintenance free, mechanically fixed accessories is available.
- Technical support, including full fixing specifications.



10 Double Pan tiles vs. 8 PAN8® tiles.



The aesthetics of PAN8® are better than ever. The new thin leading edge and dimensions go a long way to replicate traditional pantiles.



A tile using the same system as traditional products for a better-looking roof.

Roofing contractors have installed the new PAN8[®] and commented on all aspects of installation:

- Easy to lay, with two nail holes for better fixing flexibility.
- High strength meaning fewer breakages.
- Packaging has been specifically designed to reduce damage and waste on-site.
- The design makes loading out of the tiles onto the roof safe and secure.
- Latest manufacturing technology ensures consistent quality.
- Full range of roofing accessories available.

History of Innovation

Forticrete has a long history of innovation, creating aesthetically beautiful products with both efficiencies in build and great environmental credentials. Our many examples include the Queen's Award winning Gemini twin interlocking tile, which revolutionised the use of plain tiles, as did the unique tinting process that created the authentic looking Sunrise Blend and Mixed Russet colours that are exclusive to our roof tiles. Other innovations include Hardrow; the most authentic alternative to stone slates and Centurion, the only tile that can perform at roof pitches as low as 10 degrees. All of this is backed by our excellent customer service and technical support.




Red



Sunrise Blend



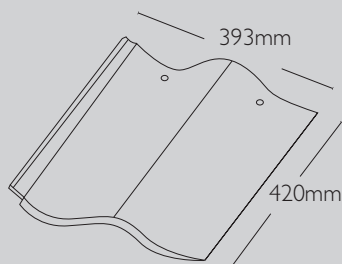
Brown



Slate Grey

*NOTE: Colours above are from the standard range and are for illustration only.

Tile Specifications



PAN8[®]

We've only gone and turned ten into eight.

| | |
|-------------------------|---------------|
| Overall Length | 420mm |
| Hanging Length from Nib | 398mm |
| Overall Width | 390mm |
| Cover Width | 365mm |
| Mass | 4.9kg |
| Pitch | 25° – 75° |
| Nail Size | 40mm x 3.35mm |

| | |
|----------------------------|---------|
| Minimum Headlap | 75mm |
| Batten Spacing | 345mm |
| Tiles per m ² | 7.94 |
| Battens per m ² | 2.9lm |
| Mass per m ² | 38.91kg |

| | |
|----------------------------|---------|
| Maximum Headlap | 90mm |
| Battern Spacing | 330mm |
| Tiles per m ² | 8.30 |
| Battens per m ² | 3.03lm |
| Mass per m ² | 40.68kg |

Associated Products

- Comprehensive range of mechanically fixed accessories.
- Comprehensive range of ventilation systems to comply with BS 5250.
- Tile Clips.

Fixing Specifications

- The exposure, location, and roof design will determine the tile fixing specification.
- Fixing specifications in line with BS 5534 should be obtained prior to installation on-site from www.myforticreteroof.co.uk

Working procedures, safety & general precautions

Tiles should be fixed in accordance with BS 5534. Forticrete recommend that operative installing all types of slates and tiles regard the products as being fragile as stated in BS 8000 Section 5.

During installation of the products, the correct setting out and working procedures should be employed to avoid walking directly on to products which have been fixed or on any completed area of a roof.

Should it be necessary to gain access via the roof where battens of adequate strength cannot be used as footholds, this should not be attempted without the use of adequate protection to the tiles or slates including the required number of crawling boards, ladders and cat ladders.

Please note that where there is a change of roof pitch, packing may be required between crawling boards, cat ladders, and the surface of the tiles or slates to avoid damage to the product.

Installers should note that Forticrete do not recommend the cutting of roof tiles or slates in-situ.

Other information can be obtained from the Health and Safety in Roof Work publication HSG33 and in the Working on Roofs publication INDG284.

Reference should also be made to the Forticrete technical literature and site specific Fixing Specification.

PAN8[®]

Forticrete Limited, Boss Avenue, Leighton Buzzard, Bedfordshire LU7 4SD.
t: 01525 244900 w: forticrete.com

Images used are for representational purposes only

© Forticrete 2017

