


# Boundary

Glazed Porcelain  
Wall and Floor Tiles




---


 **Boundary** is available in **two sizes**, perfectly designed for seamless installation.

---

**Sizes**



600 x 600mm



600 x 300mm

---

**Thickness**

600 x 600mm = 9mm & 20mm  
600 x 300mm = 9mm

---

 **Three finishes**, combining form and function.


Examples below are not to scale but have been enlarged to show detail:



**Natural**



**Natural+**



**Lapato**



---

 **Five colours**, offering a neutral and contemporary palette.

For the most up-to-date availability information, please visit our website.



**Earthtones**

PEI III



**Dune**

PEI IV



**Chalk**

PEI IV



**Castlerock**

PEI IV



**Storm**

PEI III



---

**Boundary Castlerock Natural**  
600 x 300mm



**Earthtones**

PEI III

## Earthtones

Sizes	Finishes		
	Natural	Natural+	Lapato
600 x 300mm	BON01N	-	BON01L
600 x 600mm	BON01N	-	BON01L
600 x 600mm (20mm thick)	-	BON01E	-



**Dune**

PEI IV

## Dune

Sizes	Finishes		
	Natural	Natural+	Lapato
600 x 300mm	BON02N	-	BON02L
600 x 600mm	BON02N	-	BON02L
600 x 600mm (20mm thick)	-	BON02E	-



**Chalk**

PEI IV

## Chalk

Sizes	Finishes		
	Natural	Natural+	Lapato
600 x 300mm	BON03N	-	BON03L
600 x 600mm	BON03N	-	BON03L



**Castlerock**

PEI IV

---

## Castlerock

Sizes	Finishes		
	Natural	Natural+	Lapato
600 x 300mm	BON04N	-	BON04L
600 x 600mm	BON04N	-	BON04L
600 x 600mm (20mm thick)	-	BON04E	-

---



**Storm**

PEI III

---

## Storm

Sizes	Finishes		
	Natural	Natural+	Lapato
600 x 300mm	BON05N	-	BON05L
600 x 600mm	BON05N	-	BON05L
600 x 600mm (20mm thick)	-	BON05E	-

---



---

**Boundary Chalk Lapato**  
**600 x 300mm**

**Boundary** is a range of contemporary glazed porcelain wall and floor tiles. Choose from five calming neutral shades and three finishes – natural, natural+ and lapato.

For more details on suitability, or advice on any technical issues, please contact our technical helpline below.

## Specification

### Size - All Sizes

Wall	Floor	Wet Barefoot	Material	Finish
Internal and External	Internal and External *	Yes *	Glazed Porcelain	Various

\* Only the Natural+ finish is suitable for external floor applications and Wet Barefoot areas.

### Floor Values - Natural

Colour	Pendulum 4S	R Value	Shade Variation	Wet Ramp	Traffic
Earthtones & Storm	Dry 36+ Wet 25 - 35	-	V2	-	Light Commercial
All Other Colours	Dry 36+ Wet 25 - 35	-	V2	-	Commercial

### Floor Values - Natural+

Colour	Pendulum 4S	R Value	Shade Variation	Wet Ramp	Traffic
Earthtones & Storm	Dry 36+ Wet 36+	R 11	V2	-	Light Commercial
All Other Colours	Dry 36+ Wet 36+	R 11	V2	-	Commercial

### Floor Values - Lapato

Colour	Pendulum 4S	R Value	Shade Variation	Wet Ramp	Traffic
Earthtones & Storm	Dry 36+ Wet 0 - 24	-	V2	-	Light Commercial
All Other Colours	Dry 36+ Wet 0 - 24	-	V2	-	Commercial

Due to the manufacturing process of all floor tiles there may be small variations in slip resistance. Given this, we suggest you refer to our website or call our technical helpline for the most up-to-date information.

## Colour Notations

Colour	Code	NCS	LRV
Castlerock	BON04	5005-Y50R	24
Chalk	BON03	2002-Y50R	55
Dune	BON02	3010-Y20R	40
Earthtones	BON01	6005-Y50R	18
Storm	BON05	7500-N	11

**Note:** These results are from Johnson Tiles' internal test reports and are to be used for guidance only. LRV: Light Reflectance Value (Reflectance Y).

1 Front Cover Image 1: **Boundary Dune Natural+ 600 x 600mm (20mm thick)**  
 2 Front Cover Image 2: **Boundary Storm Lapato 600 x 300mm**  
 3 Front Cover Image 3: **Boundary Earthtones, Dune, Chalk, Castlerock and Storm Natural**

## Samples

Tel: +44 (0)1782 524043  
 Fax: +44 (0)1782 577379  
 Email: [samples@johnson-tiles.com](mailto:samples@johnson-tiles.com)

## Technical Helpline

Tel: +44 (0)1782 524111  
 Fax: +44 (0)1782 577379  
 Email: [techadvice@johnson-tiles.com](mailto:techadvice@johnson-tiles.com)

