


# Ashlar

Glazed Ceramic and Porcelain  
Wall and Floor Tiles




---


 **Ashlar** is available in **two sizes**, perfectly designed for seamless installation.

---

**Sizes**



600 x 300mm



505 x 505mm

---

**Thickness**

600 x 300mm = 10mm  
505 x 505mm = 9.5mm

---

**N.B**

600 x 300mm products in this range are Glazed Ceramic (BIII). 505 x 505mm products are Glazed Porcelain (BIa).

---

 **Two finishes**, combining both form and function.

Examples below are not to scale but have been enlarged to show detail:



---

**Textured**



---

**Matt**



## **Three colours**, offering a neutral and contemporary palette.

For the most up-to-date availability information, please visit our website.



**Weathered White** PEI III

### **Weathered White**

Sizes	Finishes	
	Textured	Matt
505 x 505mm	-	ALR02F
600 x 300mm	ALR02A	-



**Warm Taupe** PEI III

### **Warm Taupe**

Sizes	Finishes	
	Textured	Matt
505 x 505mm	-	ALR01F
600 x 300mm	ALR01A	-



**Crafted Grey**

### **Crafted Grey**

Size	Finishes	
	Textured	Matt
600 x 300mm	ALR03A	-

**Ashlar**, a range of stunning co-ordinating textured effect matt wall and floor tiles. Try combing the different colours and sizes from within the range to create zoned areas.

For more details on suitability, or advice on any technical issues, please contact our technical helpline below.

## Specification

### Size - 600 x 300mm

Wall	Floor	Wet Barefoot	Material	Finish
Internal	-	-	Glazed Ceramic (BIII)	Textured

### Size - 505 x 505mm

Wall	Floor	Wet Barefoot	Material	Finish
Internal and External	Internal	-	Glazed Porcelain (Bla)	Matt

### Floor Values - Matt

Colour	Pendulum 4S	R Value	Shade Variation	Wet Ramp	Traffic
All Colours	Dry 36+ Wet 25 - 35	-	V3	-	Domestic

Due to the manufacturing process of all floor tiles there may be small variations in slip resistance. Given this, we suggest you refer to our website or call our technical helpline for the most up-to-date information.

## Colour Notations

Colour	Code	NCS	LRV
Crafted Grey	ALR03	2002-Y50R	55
Warm Taupe	ALR01	1505-Y50R	62
Weathered White	ALR02	1002-Y50R	73

**Note:** These results are from Johnson Tiles' internal test reports and are to be used for guidance only. LRV: Light Reflectance Value (Reflectance Y).

Front Cover Image: **Ashlar Warm Taupe Textured 600 x 300mm**

## Samples

Tel: +44 (0)1782 524043  
Fax: +44 (0)1782 577379  
Email: [samples@johnson-tiles.com](mailto:samples@johnson-tiles.com)

## Technical Helpline

Tel: +44 (0)1782 524111  
Fax: +44 (0)1782 577379  
Email: [techadvice@johnson-tiles.com](mailto:techadvice@johnson-tiles.com)

