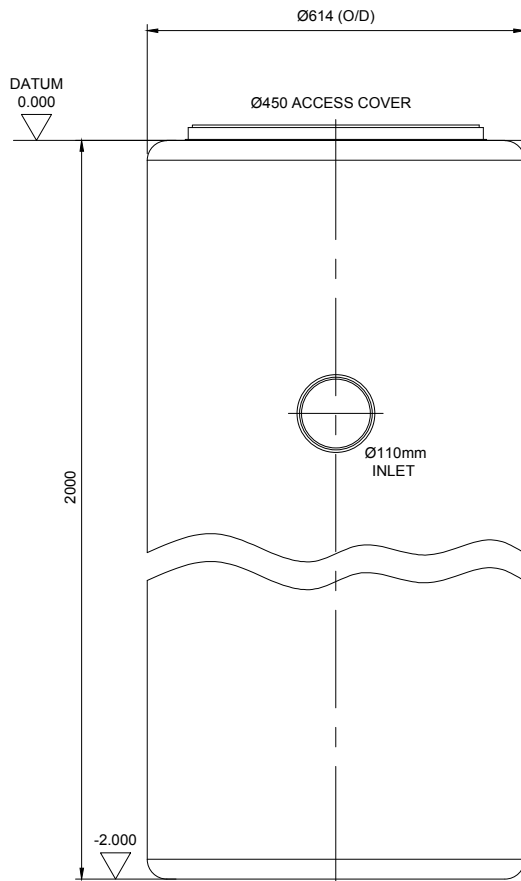
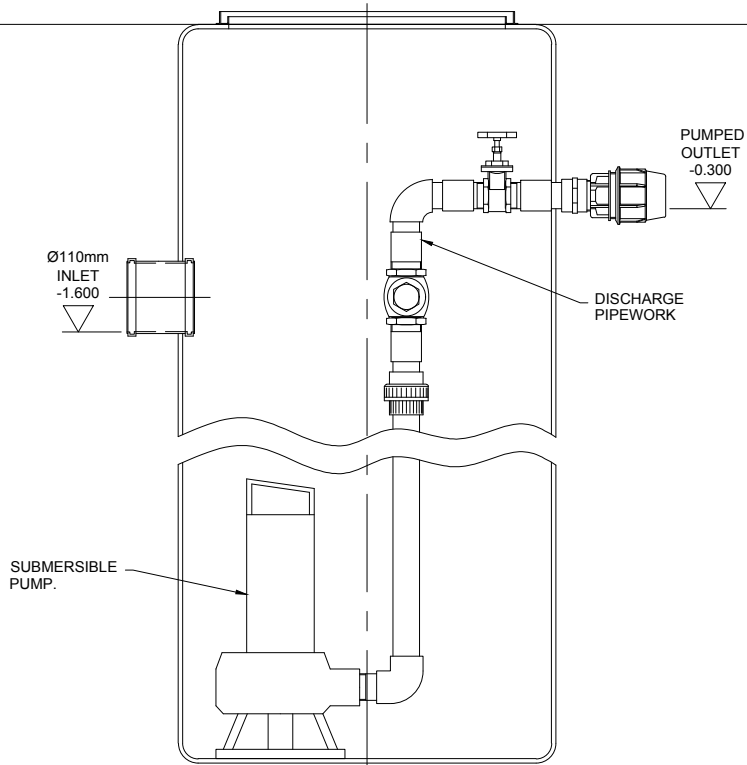


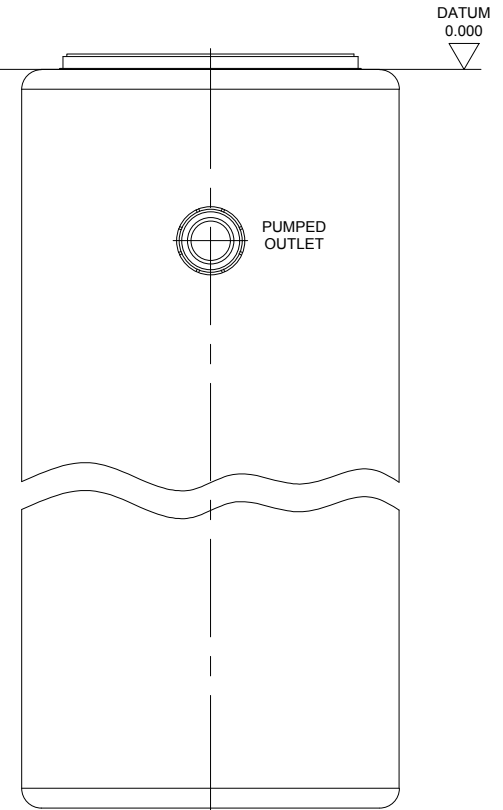
PLAN  
(COVER REMOVED)



VIEW ON INLET



SECTION THRO' TANK



VIEW ON OUTLET

REV	DESCRIPTION	DATE	SIG	REV	DESCRIPTION	DATE	SIG
A	For Approval	27.07.17					

THIS DRAWING IS THE PROPERTY OF MARSH INDUSTRIES LTD. AND MUST NOT BE REPRODUCED OR CIRCULATED FOR ANY PURPOSE WHATSOEVER WITHOUT FIRST OBTAINING WRITTEN CONSENT FROM THE MARSH INDUSTRIES LTD.

ORIG.	CHRD	APPD
SCALE	DATE	
N.T.S.	27.07.17	

3 RD ANGLE PROJECTION

DO NOT SCALE IF IN DOUBT ASK

CLIENT

TITLE

MARSH  
SINGLE PUMP SET  
SAMPLE CHAMBER P.S.  
Ø 600 x 2000 DEEP

UNITS 9-13 ADDINGTON PARK IND. EST.,  
LITTLE ADDINGTON, KETTERING,  
NORTHAMPTONSHIRE, NN14 4AS.

MARSH INDUSTRIES >

Leaders in off-mains drainage

DRG. REV. A