



TECHNICAL DATA SHEET (TDS)

INTERNAL AIRTIGHT LIQUID VAPOUR CONTROL
PASSIVE PURPLE® BRUSH AND PASSIVE PURPLE®
BRUSH EDITIONS| 2025/26



1. Product

1.1 Product Description

Passive Purple Brush and Passive Purple Brush Editions is a BBA certified, brush applied vapour control membrane for connections and service penetrations. Which can be applied to multiple substrates.

With its fibre reinforced polymer, Passive Purple Brush or Passive Purple Brush Editions can bridge gaps of up to 7-10mm. Ideally you want the structure to have as little gaps in as possible to save time and cost on materials. Once all connections, joints, boards, and penetrations are complete and located, simply use a firm paint brush to fill and seal over the gaps and joints. This alone will reduce air leakage an enormous amount leaving your final spray coat “if required” the icing on the cake. With a filler style technique and putty like consistency, Passive Purple Brush and Passive Purple Brush Editions is extremely easy and fast to apply with no surface or area a problem.

Passive Purple Brush and Passive Purple Brush Editions dries to form a flexible airtight membrane with strong adhesion to the substrate, and intelligent vapour control.

Passive Purple Brush or Passive Purple Brush Editions is easily applied with a paintbrush to get at any hard to reach, awkward spots where traditional tapes and membranes fail. Unlike many traditional methods of sealing these areas, Passive Purple Brush or Passive Purple Brush editions can adhere to multiple substrates like blockwork, plastic and metal work and does not shrink, deteriorate, or come unstuck over time. Also, its liquid putty state makes it easy to brush into and around all gaps and cracks effortlessly.

Ideal for all project sizes from private houses to commercial buildings.

Generally, before the application of Passive Purple or Passive Purple Editions, you would seal all gaps and joints with Passive Purple Brush or Passive Purple Brush Editions, paying close attention to the joist zones, window reveals and panel to DPC/top plate connections.

This prepares you for the spraying a smooth quick coat knowing nothing has been missed and guarantees a perfect airtight score. Also, whilst doing this, it helps locate and amend any issues with the structure that may be unknown to the client or contractors.

Our philosophy is, if every contractor works to our tight standard detail, this level of precision and careful quality of work flows through the job and makes the final structure perfect with minimal issues ‘if any’ in all areas and trades.

Passive Purple Brush and Passive Purple Brush Editions are certified as permanent airtightness and intelligent vapour control by the BBA and the Passive House Institute.

The intelligent vapour control characteristics of Passive Purple Brush or Passive Purple Brush Editions prevent moisture migration into the applied surface. However, allows excess humidity to escape.

***Windows and Door reveal-** Window and door reveals are a common culprit for allowing significant air leakage. With its fiber-reinforced make-up, Passive Purple Brush and Passive Purple Brush Editions will completely seal and dry into a tough airtight membrane that will not peel or become unstuck like the classic silicones and tapes.

***Connections and joints-** Bridge the larger gaps in the wall connections and joints for a tough yet flexible seal that allows itself to work with building settlement before spraying over with Passive Purple or Passive Purple Editions.

***Wall and ceiling-** Completely seal the wall to ceiling connections with a perimeter application of Passive Purple Brush or Passive Purple Brush Editions.

***Slab connections-** Completely seal the slabs to the panels and walls with a perimeter application of Passive Purple Brush or Passive Purple Brush Editions.

***Service and Penetrations-** Service penetrations can be the downfall of any building. Passive Purple Brush or Passive Purple Brush Editions (along with Passive Purple and Passive Purple Editions) are applied around objects that penetrate any surface of the envelope sealing where most tapes and membranes fail and are awkward to apply.

***Awkward Joist Zones-** Areas like joist zones play a major role in air leakage changes/shrinkage occur resulting in hidden air leaks. Passive Purple Brush and Passive Purple Editions have 45% elongation/elasticity which bonds to and stretches/moves with the substrate without decreasing in performance, resulting in a firm and still completely airtight high-performance detail.

***Cost Effective-** Don't risk tapes and membrane peeling away or becoming unstuck, leaving your house open for air leakage, costing you labour, energy and stress. Unlike traditional tapes, Passive Purple Brush and Passive Purple Brush Editions can be applied with great speed and on damp surfaces.

1.2. Product Adhesion

Passive purple Brush and Passive Purple Brush editions can adhere to the following substrates.

- 1.2.1.** Concrete, masonry, bricks, plaster/render, engineered wooden boards, tapes, membranes, aluminium, steel and PVC.

1.3. Product Characteristics

- 1.3.1.** * Liquid with reinforcing fibres
- 1.3.2.** * Purple / White / Blue / Green / Orange – But Passive Purple Brush and Passive Purple Brush Editions can be made into other colours on demand.
- 1.3.3.** * Consumption 0.5 to 1kg / m2 (depending on substrate)
- 1.3.4.** * Ambient and substrate surface temperature during application and drying > 5 degrees Celsius
- 1.3.5.** * Density + / - 1.15kg / litre
- 1.3.6.** * Drying time 4-48 hours depending on substrate temperature, air humidity, applied layer thickness and ventilation

1.4. Product Packaging

- 1.4.1.** Tubs 3.7kg- 8.157 lbs- 0.9774 gallons- 3.7 litres
Tubs 6.9kg- 15.2119 lbs- 1.8228 gallons- 6.9 litres
- 1.4.2.** * Pallets 144 tubs of 3.7kg – Total 533kg. Pallets 72 tubs of 6.9kg- Total 496kg.

1.5. Product Storage

Passive Purple Brush and Passive Purple Brush Editions should be stored in the dry, out of direct sunlight, between 5-20 degrees Celsius. Storage for 24 months of manufacture date in original unopened packaging.

2. Application

2.1. Preparation

- 2.1.1.** * Standing water, dust and any loose particles are removed with a vacuum cleaner
- 2.1.2.** * Fill any holes or gaps bigger than 5mm with a non-shrink gap filling mortar or non-shrink polyurethane foam. When using a polyurethane foam, cut off any excess after hardening.
- 2.1.3.** * Passive Purple Internal Primer can be used for extra adhesion.
- 2.1.4.** * Passive Purple Internal Primer can be applied to mineral surfaces which are highly absorbent or which have low water resistance.
- 2.1.5.** * Passive Purple Internal Primer to new plasterboards or on dusty surfaces when applying in temperatures of > 25 degree Celsius.

2.2. Application


- 2.2.1** * When applying Passive Purple Brush and Passive Purple Brush Editions, we recommend the following PPE as a minimum.
 - * Suitable eye protection
 - * Gloves
 - * Face Mask (which cover the mouth and nose)
- 2.2.2.** * Apply Passive Purple Brush and Passive Purple Brush Editions with a flat synthetic bristle brush.
- 2.2.3.** * Apply Passive Purple Brush or Passive Purple Brush Editions in 1 or 2 layers. Consumption 0.5kg / m² to 1kg m² or about 500 to 1000 microns to be verified with a thickness gauge.
- 2.2.4.** * Passive Purple Brush and Passive Purple Brush Editions can be applied both on dry and humid (damp) surfaces.
- 2.2.5.** Apply the second layer once the first layer has fully dried.
- 2.2.6.** * Passive Purple or Passive Purple Brush Editions should be worked well in using a smearing action to ensure continuous unbroken coverage.
- 2.2.7.** * Avoid (local) layer thickness of > 5mm such as in joints / openings or pock marks.
- 2.2.8.** * Apply over an area sufficient to overlap finished plaster or render by 50mm, in all cases apply a minimum of 50mm above DPC at ground level.



2.2.9. Internal brick connections



2.2.10. Timber frame connections



2.2.11. Window former

2.3 Cleaning



2.3.1



* Passive Purple Brush and Passive Purple Brush Editions can be easily cleaned from brushes using water.

2.3.2.

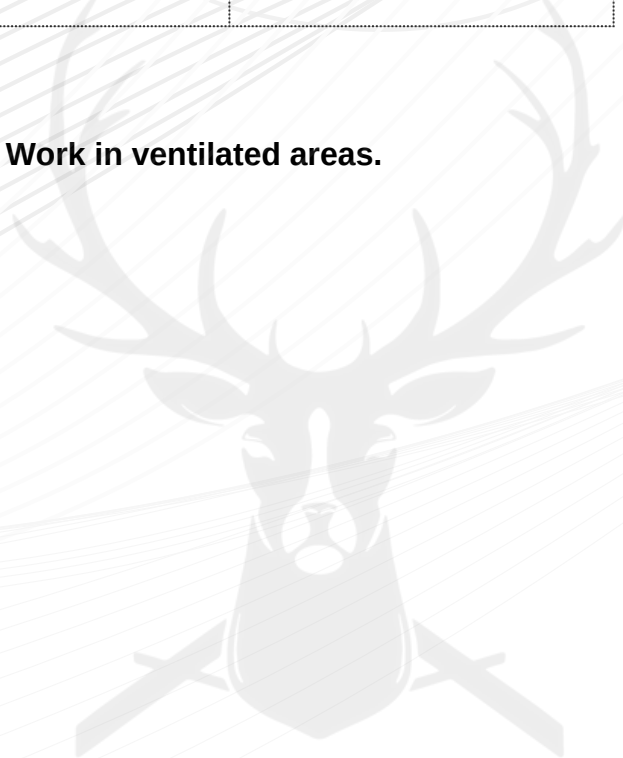
* Passive Purple Brush and Passive Purple Brush Editions can be recycled once any Passive Purple Brush or Passive Purple Brush Editions product has been removed from the tubs and lids. This can be peeled off when dry or cleaned using water.

3.0. Test report's

INSTITUTE	TEST	STANDARD	VALUE/RESULT
	SYSTEM CERTIFICATION: AIRTIGHTNESS OF BUILDING CONNECTIONS.	PASSIVE HOUSE	PASS: COMPONENT A AIR PERMEABILITY: 0,04M3/(HM2)
	PRODUCT CERTIFICATION: PERMANENT AIRTIGHTNESS AND INTELLIGENT VAPOUR BARRIER. EXPECTED DURABILITY: LIFETIME OF THE CONSTRUCTION.	BBA	PASS
	RESISTANCE TO FATIGUE MOVEMENT	EOTA TR008:2004	PASS
	ELONGATION AFTER AGEING	BS EN ISO 527-3	262,7%
	DAMP DIFFUSION RESISTANCE FACTOR (SD) (DETAILED SD AND G VALUE TABLE IS AVAILABLE FOR THE PURPOSE OF CONDENSATION RISK ANALYSIS).	EN ISO 12572 (2001)	M-VALUE: 35967 0,5 KG/M ² - SD: 11,5 – DRY: 0,32MM(320 MICRON) 0,75KG/M ² - SD: 17,3 - DRY: 0,48MM(480 MICRON)
	WATERTIGHTNESS	ISO4624 (2002) Values after artificial ageing of sample membrane	PASS
	ADHESION ON RED BRICK (DRY)		> 1 N /MM ²
	ADHESION ON RED BRICK (MOIST)		> 1 N /MM ²
	ADHESION ON CONCRETE BRICK (DRY)		> 1 N /MM ²
	ADHESION ON CONCRETE BRICK (MOIST)		> 1 N /MM ²
	ADHESION ON CALCIUM SILICATE STONE (DRY)		ADHESION VALUE EXCEEDING SUBSTRATE STRENGTH
	ADHESION ON CALCIUM SILICATE STONE (MOIST)		ADHESION VALUE EXCEEDING SUBSTRATE STRENGTH
	ADHESION ON PVC		0,8 N /MM ²

INSTITUTE	TEST	STANDARD	VALUE/RESULT
	ADHESION ON ALUMINIUM	Tests realized by BBRI	> 1 N /MM ²
	ADHESION ON EPDM (TRIDEX)		> 1 N /MM ²
	ADHESION ON ROOFING		ADHESION VALUE EXCEEDING SUBSTRATE STRENGTH
	ADHESION OF SPRAY PLASTER (KNAUF MP75) ON PASSIVE PURPLE BRUSH.		ADHESION VALUE EXCEEDING SUBSTRATE STRENGTH
	FLAME PROPAGATION FIRE REACTION.	EN ISO 11925	PASS
	FREE FROM VOC, TVOC, CARCINOGENICS, AMONIA FORMALDEHYDE	EN ISO 16000-9/6 EN 717-1 EN 180 16000-28	
ICC NTA	FLATWISE TENSILE STRENGTH	ASTM C0297-16	ALL SUBSTRATE MET ICC-ES AC212 CRITERIA FOR ACCEPTANCE
ICC NTA	WATER SPRAY/ RAIN PENETRATION	ASTM E331	ALL SUBSTRATE MET ICC-ES AC212 CRITERIA FOR ACCEPTANCE

SAFETY- Consult the Safety Data Sheet prior to application. Work in ventilated areas.
Always refer to the C.O.S.H.H SHEET.



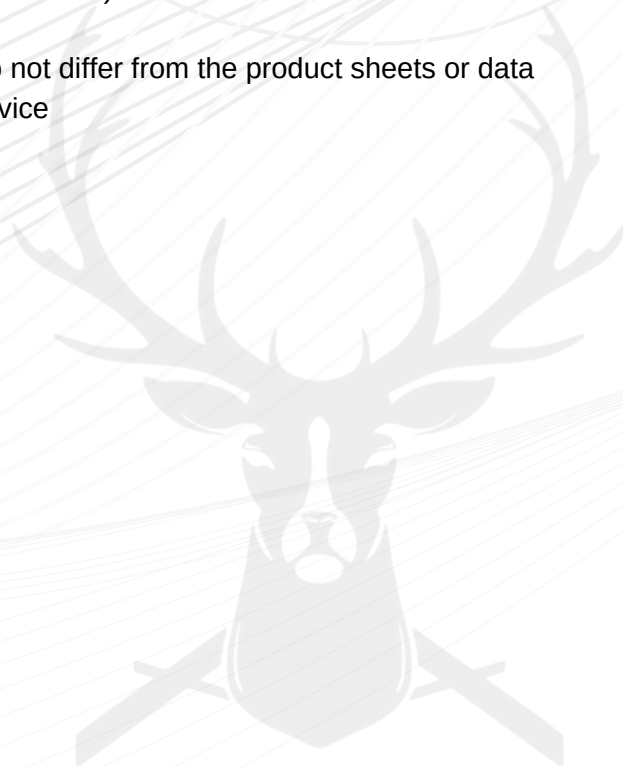
4.0. Do's and don'ts

DO'S

- 4.1.** Do mix before use
- 4.2.** Do use PPE according to the nature of work
- 4.3.** Do clean up any spills in the area immediately to avoid slippery surface
- 4.4.** Do use the drip tray when possible
- 4.5.** Do store in a safe place away from freezing temperatures/extreme heats
- 4.6.** Do recycle or clean and re-use empty tubs
- 4.7.** Do use a wet film gauge to measure the thickness of the product
- 4.8.** Do mask any surface areas you do not want to get hit from potential overspray
- 4.9.** Do always follow H&S guidelines
- 4.10.** Do always know where on site accident kit is kept in case of emergency
- 4.11.** Do always read the product sheet for further instructions and guidance before application
- 4.12.** Do seal tub back up after use

DON'TS

- 4.16.** Do not use under 5 degrees or temperatures expecting to drop below 5 degrees or freezing point within the next 24-48 hours
- 4.17.** Do not use in the rain or when rain is expected within the next 24-48 hours
- 4.18.** Do not mix/dilute with water or solvents
Do not consume
- 4.19.** Do not use for anything else other than its intended purpose of an Airtightness and vapour control barrier i.e. Do not use as a waterproofing/tanking
- 4.20.** Do not mix with any other products
- 4.21.** Do not keep outside in cold temperatures/always store in a safe place
- 4.22.** Do not use as a protection for windows (its permanent)
- 4.23.** Do not differ from the product sheets or data advice



5.0 PASSIVE PURPLE BRUSH GALLERY

5.1.Connections and service penetrations examples:



5.1.2 Joist connection into masonry wall



5.1.3 Pipe connection through timber frame



5.1.4 Soil stack through floor



5.1.5 Retrofit



5.1.6 wood fibre

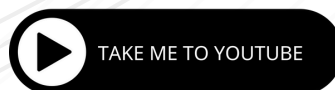
6.0. DATE OF THIS EDITION: 12/01/2025/26

Our general conditions of sale apply. This document does not have a contractual value. This technical data sheet replaces and cancels the previous edition. The information given in this sheet has the purpose to inform and advise you. At every moment, this sheet can be adapted because of technical evolution. All information is given in good faith and without any warranty. The application use and processing of these products are beyond our control and therefore the entire responsibility of the user/client/applicator. The user of the product must test the product's suitability and apply for the intended purpose. Established liability if for any reason is always limited to the value of the goods supplied by INTELLIGENT MEMBRANES. The products and systems are manufactured under total quality management. INTELLIGENT MEMBRANES reserve the right to change the properties of its products. User must always refer to the most recent issue of the local Product Data Sheet, copies of which will be supplied on request.





SCAN ME



TAKE ME TO YOUTUBE

#NETZERO

Canada +1 (613) 927 1011

UK (+44) 01223 208174

USA +1 (347) 220 8403

FOLLOW US ONLINE



WWW.INTELLIGENTMEMBRANES.COM

12 of 12