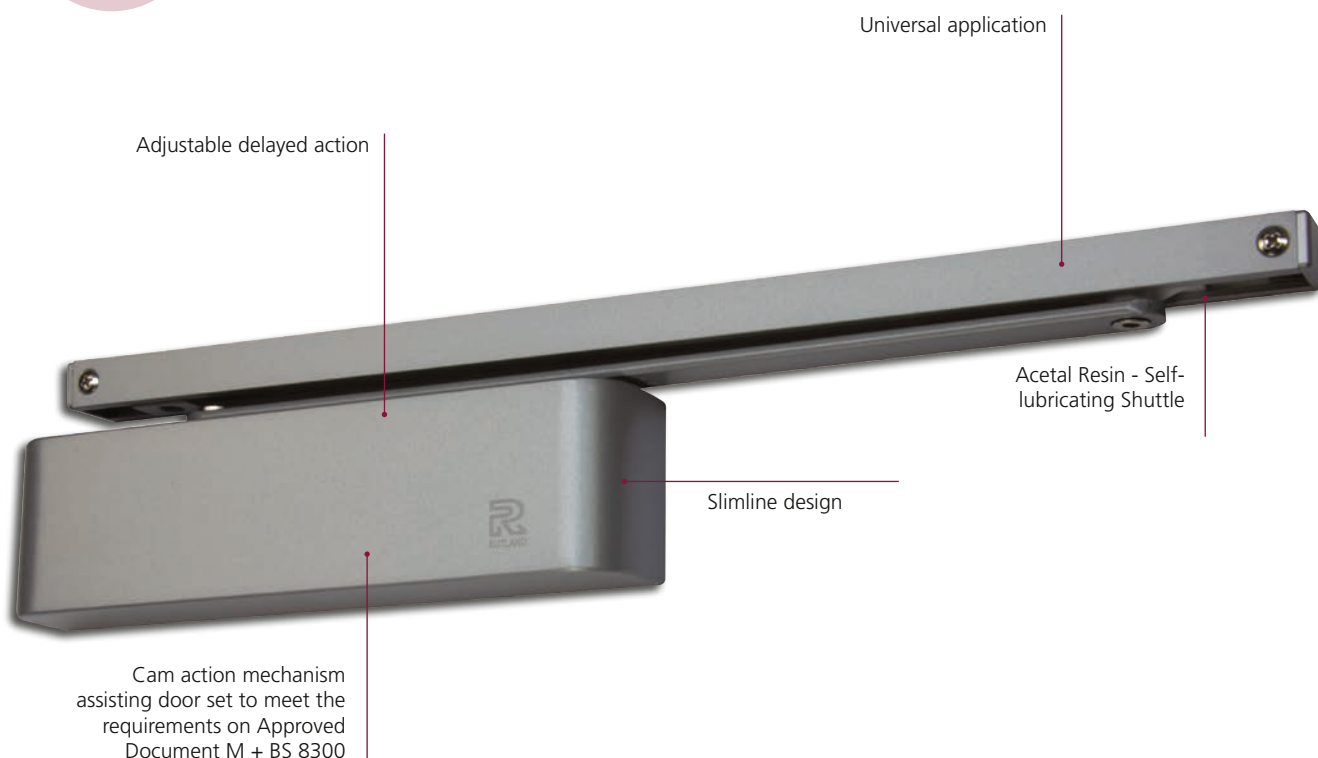


# TS.11205 Slide Arm Closer

Power Adjustable  
EN2-5 by  
Spring



Silver (SE)



Satin Nickel Plate (SNP)



Polished Nickel Plate (PNP)



Electro Brass (PVD)

## Product Overview

- ✓ Variable power size EN 2-5
- ✓ CE & UKCA marked and UL listed
- ✓ Universal fitting
- ✓ Available with back check and adjustable delayed action
- ✓ Easy to read instructions, saving 12 minutes of fitting time
- ✓ Corrosion Grade 3 – Recommended for internal use



1720

1812

## Specification Overview




Tested to EN1634



Max Door Weight up to 110kg



Opening Angle 120°



Max Door Width 1250mm



Universal Application



Adjustable Closing Speed



Adjustable Delayed Action



Power Size EN2-5



Adjustable Latch Speed



Guarantee



TS11205 CPR2012222



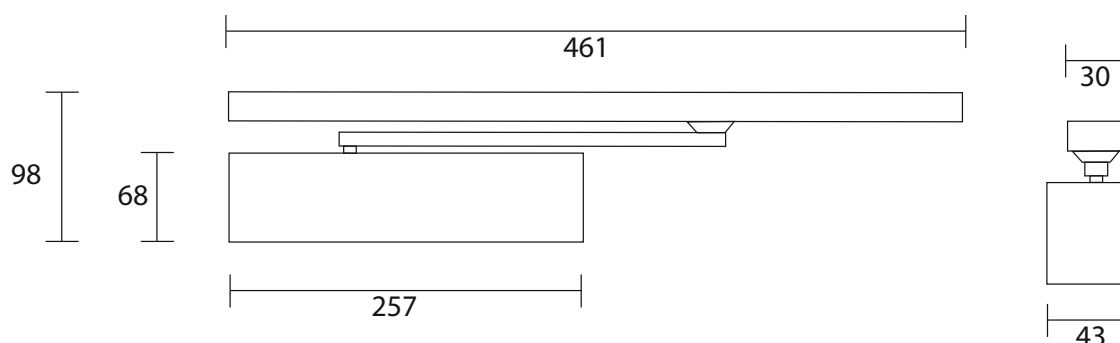
Min Door 857mm fig30



Rut Lock

Cover

All dimensions shown are in mm.



For fitting instructions see website - [www.rutlanduk.co.uk](http://www.rutlanduk.co.uk)

## Technical Information

### BS EN 1154 Classification

TS.11205 door closers have been independently tested to conform with the EN 1154 performance standard. They are CE & UKCA marked and classified as follows:

3 8  $\frac{2}{5}$  1 1 3

### BS EN 1634 Fire Test

TS.11205 door closers have been tested to EN 1634 Fire Pressure Test for, 30 and 60 minutes on a TFTDoor and TFCDor.

### ADA Compliant

Fire doors shall have a minimum opening force allowable by the appropriate administration authority, and doors other than fire doors 5 pounds maximum opening force (22.2N) from push or pull side.

### UL Listed

The TS.11205 has been certified and labelled to the Underwriters' Laboratories (UL) testing, inspection, certification, auditing and validation.









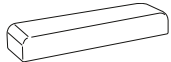





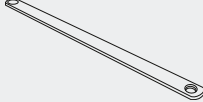





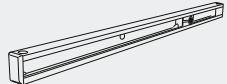





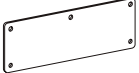


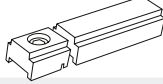






## Options

- Mechanical hold open slide rail (*Not to be used on fire doors. Not covered by CE*)
- Back check available as a cushion stop in the rail
- For uninsulated doors see code in components list for intumescent kit

## Other Benefits

- BS8300 & ADA.cv door closer helping the less able (min door size 857mm)

# TS.11205 Components

Description	EN Size	Finish	Re-order Code	Product Code	Box Qty
 <p>TS.11205 cam action slide arm door closer combined unit (with SA.2 rail and connector bar - CB.5)</p>	2-5	Silver 	<b>12044</b>	TS.11205.SR.2.SESE	6
		Satin Nickel 	<b>12045</b>	TS.11205.SR.2.SNPSNP	6
		Polished Nickel 	<b>12042</b>	TS.11205.SR.2.PNPPNP	6
		Electro Brass 	<b>12043</b>	TS.11205.SR.2.PVDPVD	6
 <p>TS.11204 cam action with square cover</p>	2-5	Silver 	<b>12157</b>	TS.11205DA.SR.2.SESE	6
		Satin Nickel 	<b>12158</b>	TS.11205DA.SR.2.SNPSNP	6
 <p>TS.11000 series semi radius cover</p>	-	Silver 	<b>11291</b>	SR.114.SE	25
		Satin Nickel 	<b>11292</b>	SR.114.SNP	25
		Polished Nickel 	<b>11289</b>	SR.114.PNP	25
		Electro Brass 	<b>11290</b>	SR.114.PVD	25
		Antique Brass 	<b>12025</b>	SR.114.AB	25
 <p>TS11205 concealed door closer-to-slide arm connector bar options (single action not handed)</p>	-	Silver 	<b>11022</b>	CB.5.SE	50
		Satin Nickel 	<b>11023</b>	CB.5.SNP	50
		Polished Nickel 	<b>11020</b>	CB.5.PNP	50
		Electro Brass 	<b>11021</b>	CB.5.PVD	50
		Antique Brass 	<b>12023</b>	CB.5.AB	50
Optional Mounting Bracket	-	-	<b>11179</b>	MP.114	10
 <p>461mm long Slide Rail for surface or concealed fixing</p>		Silver 	<b>11247</b>	SA.2.SE	25
		Satin Nickel Plate 	<b>11248</b>	SA.2.SNP	25
		Polished Nickel 	<b>11245</b>	SA.2.PNP	25
		Electro Brass 	<b>11246</b>	SA.2.PVD	25
		Antique Brass 	<b>12024</b>	SA.2.AB	35
 <p>Slide Rail Drop Plate</p>		Silver	<b>12154</b>	SA.DP.SE	25
		White	<b>12007</b>	SA.DP.WH	35
 <p>Hold open device (Not for use on fire doors)</p>		Silver 	<b>11251</b>	SA.HO	25
 <p>Cushion stop</p>		White cushion stop	<b>11249</b>	SA.CS	25
<p>Fixing pack for the TS.11204</p>		Satin Nickel 	<b>11958</b>	FIX.2.114.SNP	100
		Polished Brass 	<b>11957</b>	FIX.2.114.PVD	100
<p>Intumescent Kit for uninsulated steel doors</p>		Black 	<b>12407</b>	IP.114SM	100
<p>Anti-Ligature</p>		Black 	<b>12075</b>	FIX.AL	-
<p>Slide Arm cover</p>		Satin Nickel 	<b>12238</b>	SAC.2.SNP	25
<p>Stop Block</p>		Black 	<b>11236</b>	SA.1.BLOCK	25