

## Soprema UK Limited

Lady Lane Industrial Estate  
Hadleigh  
Ipswich  
Suffolk IP7 6BA

Tel: 0330 058 0668

e-mail: info@soprema.co.uk

website: www.soprema.co.uk



**Agreement Certificate**

**25/7318**

Product Sheet 3 Issue 1

### SOPRATHERM INSULATION

### SOPRATHERM TB4000, GA4000 AND XR4000 PIR INSULATION BOARDS FOR PITCHED ROOF INSULATION

This Agreement Certificate Product Sheet<sup>(1)</sup> relates to SOPRATHERM TB4000, GA4000 and XR4000 PIR Insulation Boards for Pitched Roof Insulation, comprising rigid polyisocyanurate (PIR) foam boards with composite foil-facings, for use as insulation installed above, between and/or below rafters in tiled or slated pitched roofs in new or existing domestic and non-domestic buildings, with height restrictions in some cases.

(1) Hereinafter referred to as 'Certificate'.

#### The assessment includes

##### Product factors:

- compliance with Building Regulations
- compliance with additional regulatory or non-regulatory information where applicable
- evaluation against technical specifications
- assessment criteria and technical investigations
- uses and design considerations

##### Process factors:

- compliance with Scheme requirements
- installation, delivery, handling and storage
- production and quality controls
- maintenance and repair


##### Ongoing contractual Scheme elements†:

- regular assessment of production
- formal 3-yearly review

The BBA has awarded this Certificate to the company named above for the products described herein. These products have been assessed by the BBA as being fit for their intended use provided they are installed, used and maintained as set out in this Certificate.

On behalf of the British Board of Agreement

Date of issue: 10 January 2025



#### KEY FACTORS ASSESSED

- Section 1. Mechanical resistance and stability
- Section 2. Safety in case of fire
- Section 3. Hygiene, health and the environment
- Section 4. Safety and accessibility in use
- Section 5. Protection against noise
- Section 6. Energy economy and heat retention
- Section 7. Sustainable use of natural resources
- Section 8. Durability

Hardy Giesler  
Chief Executive Officer

*Certificate amended on 1 December 2025 to change product names and update graphics and NHBC statement.*

*This BBA Agreement Certificate is issued under the BBA's Inspection Body accreditation to ISO/IEC 17020. Sections marked with † are not issued under accreditation.*

*The BBA is a UKAS accredited Inspection Body (No. 4345), Certification Body (No. 0113) and Testing Laboratory (No. 0357).*

*Readers MUST check that this is the latest issue of this Agreement Certificate by either referring to the BBA website or contacting the BBA directly.*

*The Certificate should be read in full as it may be misleading to read clauses in isolation.*

*Any photographs are for illustrative purposes only, do not constitute advice and should not be relied upon.*

#### British Board of Agreement

1<sup>st</sup> Floor, Building 3, Hatters Lane  
Croxley Park, Watford  
Herts WD18 8YG

©2025

tel: 01923 665300  
clientservices@bbacerts.co.uk  
www.bbacerts.co.uk

## SUMMARY OF ASSESSMENT AND COMPLIANCE

This section provides a summary of the assessment conclusions; readers should refer to the later sections of this Certificate for information about the assessments carried out.

### Compliance with Regulations

Having assessed the key factors, the opinion of the BBA is that SOPRATHERM TB4000, GA4000 and XR4000 PIR Insulation Boards for Pitched Roof Insulation, if installed, used and maintained in accordance with this Certificate, can satisfy or contribute to satisfying the relevant requirements of the following Building Regulations:



#### The Building Regulations 2010 (England and Wales) (as amended)

<b>Requirement:</b> B3(4)	<b>Internal fire spread (structure)</b>
Comment:	The products can contribute to satisfying this Requirement. See section 2 of this Certificate.
<b>Requirement:</b> B4(1)	<b>External fire spread</b>
Comment:	The products are restricted by this Requirement in some cases. See section 2 of this Certificate.
<b>Requirement:</b> C2(c)	<b>Resistance to moisture</b>
Comment:	The products can contribute to satisfying this Requirement. See section 3 of this Certificate.
<b>Requirement:</b> L1(a)(i)	<b>Conservation of fuel and power</b>
Comment:	The products can contribute to satisfying this Requirement; however, compensating fabric measures may be required. See section 6 of this Certificate.
<b>Regulation:</b> 7(1)	<b>Materials and workmanship</b>
Comment:	The products are acceptable. See sections 8 and 9 of this Certificate.
<b>Regulation:</b> 7(2)	<b>Materials and workmanship</b>
Comment:	The products are restricted by this Regulation in some cases. See section 2 of this Certificate.
<b>Regulation:</b> 25B	<b>Nearly zero-energy requirements for new buildings</b>
<b>Regulation:</b> 26	<b>CO<sub>2</sub> emission rates for new buildings</b>
<b>Regulation:</b> 26A	<b>Fabric energy efficiency rates for new dwellings (applicable to England only)</b>
<b>Regulation:</b> 26A	<b>Primary energy rates for new buildings (applicable to Wales only)</b>
<b>Regulation:</b> 26B	<b>Fabric performance values for new dwellings (applicable to Wales only)</b>
<b>Regulation:</b> 26C	<b>Target primary energy rates for new buildings (applicable to England only)</b>
<b>Regulation:</b> 26C	<b>Energy efficiency rating (applicable to Wales only)</b>
Comment:	The products can contribute to satisfying these Regulations; however, compensating fabric/service measures may be required. See section 6 of this Certificate.



#### The Building (Scotland) Regulations 2004 (as amended)

<b>Regulation:</b> 8(1)	<b>Fitness and durability of materials and workmanship</b>
Comment:	The products are acceptable. See sections 8 and 9 of this Certificate.
<b>Regulation:</b> 8(3)	<b>Fitness and durability of materials and workmanship</b>
Comment:	The products are restricted by this Regulation in some cases. See section 2 of this Certificate.

<b>Regulation:</b>	<b>9</b>	<b>Building standards - construction</b>
Standard:	2.4	Cavities
Comment:		The products can contribute to satisfying this Standard with reference to clauses 2.4.4 <sup>(1)</sup> and 2.4.6 <sup>(2)</sup> . See section 2 of this Certificate.
Standard:	2.6	Spread to neighbouring buildings
Comment:		The products are restricted by this Standard in some cases, with reference to clauses 2.6.5 <sup>(1)</sup> and 2.6.6 <sup>(2)</sup> . See section 2 of this Certificate.
Standard:	3.15	Condensation
Comment:		The products can contribute to satisfying this Standard, with reference to clauses 3.15.1 <sup>(1)(2)</sup> , 3.15.3 <sup>(1)(2)</sup> , 3.15.4 <sup>(1)(2)</sup> , 3.15.5 <sup>(1)(2)</sup> and 3.15.7 <sup>(1)(2)</sup> . See section 3 of this Certificate.
Standard:	6.1(b)(c)	Energy demand
Comment:		The products can contribute to satisfying this Standard, with reference to clauses 6.1.1 <sup>(1)</sup> , and 6.1.2 <sup>(2)</sup> ; however, compensating fabric/service measures may be required. See section 6 of this Certificate.
Standard:	6.2	Building insulation envelope
Comment:		The products can contribute to satisfying this Standard, with reference to clauses, or parts of clauses, 6.2.1 <sup>(1)(2)</sup> , 6.2.3 <sup>(1)</sup> , 6.2.4 <sup>(2)</sup> , 6.2.6 <sup>(1)</sup> , 6.2.7 <sup>(1)(2)</sup> , 6.2.8 <sup>(1)(2)</sup> , 6.2.9 <sup>(1)(2)</sup> , 6.2.10 <sup>(1)(2)</sup> , 6.2.11 <sup>(2)</sup> and 6.2.12 <sup>(1)</sup> ; however, compensating fabric measures may be required. See section 6 of this Certificate.
Standard:	7.1(a)(b)	Statement of sustainability
Comment:		The products can contribute to satisfying the relevant requirements of Regulation 9, Standards 1 to 6, and therefore will contribute to a construction meeting a bronze level of sustainability as defined in this Standard. In addition, the products can contribute to a construction meeting a higher level of sustainability as defined in this Standard, with reference to clauses 7.1.4 <sup>(1)</sup> , 7.1.6 <sup>(1)(2)</sup> , 7.1.7 <sup>(1)</sup> , 7.1.9 <sup>(2)</sup> and 7.1.10 <sup>(2)</sup> . See section 6 of this Certificate.
<b>Regulation:</b>	<b>12</b>	<b>Building standards - conversion</b>
Comment:		Comments made in relation to these products under Regulation 9, Standards 1 to 6, also apply to this Regulation, with reference to clause 0.12.1 <sup>(1)(2)</sup> and Schedule 6 <sup>(1)(2)</sup> .
		(1) Technical Handbook (Domestic). (2) Technical Handbook (Non-Domestic).



## The Building Regulations (Northern Ireland) 2012 (as amended)

<b>Regulation:</b>	<b>23(1)(a)(i)</b>	<b>Fitness of materials and workmanship</b>
Comment:	<b>(iii)(b)(i)(ii)</b>	The products are acceptable. See sections 8 and 9 of this Certificate.
<b>Regulation:</b>	<b>23(2)</b>	<b>Fitness of materials and workmanship</b>
Comment:		The products are restricted by this Regulation in some cases. See section 2 of this Certificate.
<b>Regulation:</b>	<b>29</b>	<b>Condensation</b>
Comment:		The products can contribute to satisfying this Regulation. See section 3 of this Certificate.
<b>Regulation:</b>	<b>35(4)</b>	<b>Internal fire spread - structure</b>
Comment:		The products can contribute to satisfying this Regulation. See section 2 of this Certificate.

<b>Regulation:</b>	<b>36(a)</b>	<b>External fire spread</b>
Comment:		The products are restricted by this Regulation in some cases. See section 2 of this Certificate
<b>Regulation:</b>	<b>39(a)(i)</b>	<b>Conservation measures</b>
<b>Regulation:</b>	<b>40(2)</b>	<b>Target carbon dioxide emission rate</b>
<b>Regulation:</b>	<b>43(1)(2)</b>	<b>Renovation of thermal elements</b>
<b>Regulation:</b>	<b>43(B)</b>	<b>Nearly zero-energy requirements for new buildings</b>
Comment:		The products can contribute to satisfying these Regulations; however, compensating fabric/service measures may be required. See section 6 of this Certificate.

## Additional Information

### NHBC Standards 2025

In the opinion of the BBA, SOPRATHERM TB4000, GA4000 and XR4000 PIR Insulation Boards for Pitched Roof Insulation, if installed, used and maintained in accordance with this Certificate, can satisfy or contribute to satisfying the relevant requirements in relation to *NHBC Standards*, Chapter 7.2 *Pitched roofs*.

The opinion of the BBA does not amount to any endorsement or approval by NHBC and does not in any way guarantee that NHBC will approve such product / system as compliant with the NHBC Technical Requirements and Standards.

## Fulfilment of Requirements

The BBA has judged SOPRATHERM TB4000, GA4000 and XR4000 PIR Insulation Boards for Pitched Roof Insulation to be satisfactory for use as described in this Certificate. The products have been assessed for use as insulation within tiled or slated pitched roofs, in new and existing domestic or non-domestic buildings, with height restrictions in some cases.

## ASSESSMENT

### Product description and intended use

The Certificate holder provided the following description for the products under assessment. SOPRATHERM TB4000, GA4000 and XR4000 PIR Insulation Boards for Pitched Roof Insulation consist of rigid polyisocyanurate (PIR) foam boards with composite foil-facings on both sides.

The products have the nominal characteristics given in Table 1.

*Table 1 Nominal characteristics of the products*

Characteristic (unit)	SOPRATHERM PIR Insulation Boards		
	TB4000	GA4000	XR4000
Board size (mm)	1200 x 2400	1200 x 2400	1200 x 2400
Thickness (mm)	20 to 45	50 to 100	110 to 200
Edge profile	Square edge	Square edge	Square edge
Facings	Composite foil-facing both sides (printed on one side only)	Composite foil-facing both sides (printed on one side only)	Composite foil-facing both sides (printed on one side only)

### Ancillary Items

The Certificate holder recommends the following ancillary items for use with the products, but these materials have not been assessed by the BBA and are outside the scope of this Certificate.

- tile or slate roof finish
- roof tile underlay
- treated timber battens/rafters
- air and vapour control layer (AVCL)

- fixings
- proprietary air-tightness tape
- gypsum plasterboard lining.

### Applications

The products are for use as insulation in the following applications, on new and existing domestic or non-domestic buildings, on tiled or slated pitched roofs with a roof pitch of between 10 and 75°, with height restrictions in some cases (see section 2):

- above sloping rafters
- above and between sloping rafters
- between sloping rafters
- between and below sloping rafters.

## Product assessment – key factors

The products were assessed for the following key factors, and the outcomes of the assessments is shown below. Conclusions relating to the Building Regulations apply to the whole of the UK unless otherwise stated.

### 1 Mechanical resistance and stability

Data were assessed for the following characteristic.

#### 1.1 Behaviour under loading

The products were tested for compressive strength and the results are given in Table 2.

*Table 2 Compressive strength*

Product assessed	Assessment method	Requirement	Result
		Declared minimum compressive strength of the product at 10% deformation	
SOPRATHERM TB4000	BS EN 826 : 2013	≥ 120 kPa	Pass
SOPRATHERM GA4000		≥ 140 kPa	Pass
SOPRATHERM XR4000		≥ 140 kPa	Pass

### 2 Safety in case of fire

Data were assessed for the following characteristic.

#### 2.1 Reaction to fire

2.1.1 The Certificate holder has declared a reaction to fire classification for the products of Class F to BS EN 13501-1 : 2018.

2.1.2 On the basis of data assessed, the products will be restricted in use under the documents supporting the national Building Regulations in some cases.

2.1.3 In England, the products, when used in roof pitches greater than 70°, must not be used on residential buildings with a storey 11 m or more in height, or on any other building with a storey 18 m or more in height.

2.1.4 In Wales and Northern Ireland, the products, when used in roof pitches greater than 70°, must not be used on buildings with a storey 18 m or more in height.

2.1.5 In Scotland, the products, when used in roof pitches greater than 70° must not be used less than 1 m from a relevant boundary or on buildings that have a storey 11 m or more above ground level.

2.1.6 Designers must refer to the relevant national Building Regulations and guidance for detailed conditions of use, particularly in respect of requirements for substrate fire performance, cavity closers and barriers, fire stopping of service penetrations and combustibility limitations for other materials and components used in the overall wall construction.

### 3 Hygiene, health and the environment

#### 3.1 Water vapour permeability

For the purposes of assessing the risk of interstitial condensation, the water vapour resistivity/resistance values may be taken as given in Table 3.

*Table 3 Water vapour resistivity/resistance*

Material	Assessment method	Requirement	Result
PIR insulation	BS EN ISO 10456 : 2007	Declared value	300 MN·s·g <sup>-1</sup> ·m <sup>-1</sup>
Foil facing	BS 5250 : 2021		1000 MN·s·g <sup>-1</sup>

### 4 Safety and accessibility in use

Not applicable.

### 5 Protection against noise

Not applicable.

### 6 Energy economy and heat retention

Data were assessed for the following characteristics.

#### 6.1 Thermal conductivity

The products were tested for thermal conductivity and the results are given in Table 4.

*Table 4 Thermal conductivity*

Product assessed	Insulation thickness	Assessment method	Requirement	Result
SOPRATHERM TB4000	20 to 45 mm	Thermal conductivity to BS EN 13165 : 2012	Declared value ( $\lambda_D$ )	0.022 W·m <sup>-1</sup> ·K <sup>-1</sup>
SOPRATHERM GA4000	50 to 100 mm			
SOPRATHERM XR4000	110 to 200 mm			

#### 6.2 Thermal performance

The foil-facing was tested for emissivity and the result is given in Table 5.

*Table 5 Emissivity of the foil-facing*

Product assessed	Assessment method	Requirement	Result
Foil-facing	BS EN 15976 : 2011	Declared value	0.05

#### 6.3 Conservation of fuel and power

6.3.1 The U value of a completed roof will depend on the insulation thickness, the number and type of fixings, and the roof structure and its internal finish. Example U values are given in Table 6.

**Table 6 Example U values — pitched roof**

Target U value (W·m <sup>-2</sup> ·K <sup>-1</sup> )	SOPRATHERM TB40000, GA4000 and XR4000 insulation thickness (mm)		
	Over rafters <sup>(4)</sup>	Between rafters <sup>(5)</sup>	Between and under rafters <sup>(6)</sup>
0.09	— <sup>(8)</sup>	— <sup>(8)</sup>	150 <sup>(3)(7)</sup> + 150 <sup>(3)</sup>
0.11	200 <sup>(3)</sup>	— <sup>(8)</sup>	150 <sup>(3)(7)</sup> + 100 <sup>(2)</sup>
0.12	200 <sup>(3)</sup>	— <sup>(8)</sup>	130 <sup>(3)(7)</sup> + 100 <sup>(2)</sup>
0.13	165 <sup>(3)</sup>	— <sup>(8)</sup>	120 <sup>(3)(7)</sup> + 90 <sup>(2)</sup>
0.15	140 <sup>(3)</sup>	— <sup>(8)</sup>	100 <sup>(2)</sup> + 80 <sup>(2)</sup>
0.16	130 <sup>(3)</sup>	200 <sup>(3)(7)</sup>	100 <sup>(2)</sup> + 70 <sup>(2)</sup>
0.18	110 <sup>(3)</sup>	200 <sup>(3)(7)</sup>	100 <sup>(2)</sup> + 50 <sup>(2)</sup>
0.20	100 <sup>(2)</sup>	165 <sup>(3)(7)</sup>	100 <sup>(2)</sup> + 40 <sup>(1)</sup>
0.25	75 <sup>(2)</sup>	130 <sup>(3)(7)</sup>	100 <sup>(2)</sup> + 20 <sup>(1)</sup>

(1) SOPRATHERM TB4000.

(2) SOPRATHERM GA4000.

(3) SOPRATHERM XR4000.

(4) Pitched roof construction — concrete tiles on 25 mm timber tile battens (well ventilated) on low-resistance (LR) breather membrane, insulation secured with 11 fixings per m<sup>2</sup> – stainless steel ( $\lambda = 17 \text{ W}\cdot\text{m}^{-1}\cdot\text{K}^{-1}$ ) with a cross-sectional area of 9 mm<sup>2</sup>, on 47 by 150 mm timber rafters (11.75%;  $\lambda = 0.13 \text{ W}\cdot\text{m}^{-1}\cdot\text{K}^{-1}$ ), with a low-e ( $\epsilon_D = 0.05$ ) air cavity between the timbers, AVCL and 12.5 mm plasterboard ( $\lambda = 0.25 \text{ W}\cdot\text{m}^{-1}\cdot\text{K}^{-1}$ ).

(5) Pitched roof construction — concrete tiles on 25 mm timber tile battens (well ventilated) on low-resistance (LR) breather membrane, 50 mm clear well vented cavity above the insulation fitted tightly between the 47 by 150 mm timber rafters (11.75%;  $\lambda = 0.13 \text{ W}\cdot\text{m}^{-1}\cdot\text{K}^{-1}$ ), AVCL and 12.5 mm plasterboard ( $\lambda = 0.25 \text{ W}\cdot\text{m}^{-1}\cdot\text{K}^{-1}$ ).

(6) Pitched roof construction — concrete tiles on 25 mm timber tile battens (well ventilated) on low-resistance (LR) breather membrane, 50 mm clear well vented cavity above the insulation fitted tightly between the 47 by 150 mm timber rafters (11.75%;  $\lambda = 0.13 \text{ W}\cdot\text{m}^{-1}\cdot\text{K}^{-1}$ ), insulation, AVCL and 12.5 mm plasterboard ( $\lambda = 0.25 \text{ W}\cdot\text{m}^{-1}\cdot\text{K}^{-1}$ ) secured with 14.58 fixings per m<sup>2</sup> – mild steel ( $\lambda = 50 \text{ W}\cdot\text{m}^{-1}\cdot\text{K}^{-1}$ ) with a cross-sectional area of 10.46 mm<sup>2</sup>.

(7) With additional timber battens ( $\lambda = 0.13 \text{ W}\cdot\text{m}^{-1}\cdot\text{K}^{-1}$ ) added beneath the 150 mm rafters, to maintain a 50 mm ventilated cavity above the insulation.

(8) Can be achieved with the system ‘between and under rafters’.

6.3.2 On the basis of data assessed, the products can contribute towards a construction satisfying the national Building Regulations in respect of energy economy and heat retention.

6.3.3 For improved energy or carbon savings, designers must consider appropriate fabric and/or service measures.

## 7 Sustainable use of natural resources

Not applicable.

## 8 Durability

8.1 The potential mechanisms for degradation and the known performance characteristics of the materials in the products were assessed.

8.2 Specific test data were assessed, as given in Table 7.

**Table 7 Durability**

Product assessed	Assessment method	Requirement	Result
SOPRATHERM TB4000	Dimensional stability to BS EN 1604 : 2013	Length and width $\leq$ 2% change Thickness $\leq$ 6% change	Pass
SOPRATHERM GA4000	(70°C and 90-100% RH for 48 hours)		
SOPRATHERM XR4000	Dimensional stability to BS EN 1604 : 2013	Length and width $\leq$ 1% change Thickness $\leq$ 2% change	Pass
	(-20°C for 48 hours)		

### 8.3 Service life

Under normal service conditions, the products will have a life equivalent to the structure in which they are incorporated, provided they designed, installed and maintained in accordance with this Certificate and the Certificate holder's instructions.

## PROCESS ASSESSMENT

Information provided by the Certificate holder was assessed for the following factors:

### 9 Design, installation, workmanship and maintenance

#### 9.1 Design

9.1.1 The design process was assessed, and the following requirements apply in order to satisfy the performance assessed in this Certificate.

9.1.2 Roofs must be designed and constructed in accordance with the relevant clauses of BS 5250 : 2021, BS 5534 : 2014, BS 8212 : 1995 and BS EN 1995-1-1 : 2004 and its UK National Annex.

9.1.3 Design wind loading will depend largely on the building geometry and its geographical location and must be calculated by a suitable experienced and competent individual in accordance with BS EN 1991-1-4 : 2005 and its UK National Annex. Snow loadings must be calculated in accordance with BS EN 1991-1-3 : 2003 and its UK National Annex.

9.1.4 The Certificate holder and fixing manufacturer must advise on the use of the correct proprietary fixings and fixing capacity but such advice is outside the scope of this Certificate. When considering this and calculating the fixing spacing required to resist the calculated loadings, the requirements of BS EN 1995-1-1 : 2004 and its National Annex must be followed.

9.1.5 Vapour permeable roof tile underlays used in conjunction with the products must have a current BBA Certificate and must be used in accordance with, and within the limitations of, that Certificate.

9.1.6 It is essential that detailing and jointing of the boards achieves a convection-free envelope of high vapour resistance. Any gaps must be filled and/or taped. Ridges, abutments and penetrations must also be sealed. Flue pipes passing through the insulation must be suitably sleeved.

9.1.7 Calculations of the thermal transmittance (U value) of a wall or roof must be carried out in accordance with BS EN ISO 6946 : 2017 and BRE Report BR 443 : 2019.

9.1.8 Care must be taken in the overall design and construction of junctions with other elements and openings to minimise thermal bridges and air infiltration and the detailed guidance can be found in the documents supporting the national Building Regulations must be followed.

#### *Interstitial condensation*

9.1.9 Roofs will adequately limit the risk of interstitial condensation when they are designed and constructed in accordance with BS 5250 : 2021.

9.1.10 When installed with tightly butted joints and filled/sealed gaps and joints, the products will provide a continuous convection-free envelope of high vapour resistance. Therefore, a suitable vapour-permeable (low resistance - LR) roof tile underlay may be laid over the insulation boards without ventilated air space, unless the tiles/slates are tight fitting as defined in BS 5250 : 2021. When using a high resistance (HR) underlay, the ventilated void should take into account the underlay drape, which can reduce the effective ventilation airpath. For design purposes, the depth of the ventilated void should be 25 mm plus the maximum allowable drape of the underlay, which is 15 mm.

9.1.11 Where the products are installed in a roof with either a horizontal or sloping ceiling (i.e. room-in-the-roof), a 'warm roof' space is created, and ventilation should be designed in accordance with BS 5250 : 2021. However, any insulation in a horizontal ceiling should be removed.

9.1.12 Where high humidity may be expected, an AVCL with sealed and lapped joints must also be installed unless a site-specific condensation risk analysis in accordance with BS 5250 : 2021 indicates otherwise.

#### *Surface condensation*

9.1.13 In England and Wales, roofs will adequately limit the risk of surface condensation when the thermal transmittance (U value) does not exceed  $0.35 \text{ W}\cdot\text{m}^{-2}\cdot\text{K}^{-1}$  at any point, and the junctions with walls are designed in accordance with section 9.1.8 of this Certificate.

9.1.14 In Scotland, roofs will adequately limit the risk of surface condensation when the thermal transmittance (U value) does not exceed  $1.2 \text{ W}\cdot\text{m}^{-2}\cdot\text{K}^{-1}$  at any point. Guidance may be obtained from BS 5250 : 2021. Further guidance may be obtained from BRE Report BR 262 : 2002 and section 9.1.8 of this Certificate.

#### 9.2 Installation

9.2.1 Installation instructions provided by the Certificate holder were assessed and judged to be appropriate and adequate.

9.2.2 Installation must be carried out in accordance with this Certificate and the Certificate holder's instructions. A summary of instructions and guidance is provided in Annex A of this Certificate.

9.2.3 During installation, care must be taken to ensure that the products are not subjected to any construction or foot traffic loads. Roof timbers of adequate strength must be used to support such loads.

#### 9.3 Workmanship

Practicability of installation was assessed by the BBA, on the basis of the Certificate holder's information. To achieve the performance described in this Certificate, installation of the products must be carried out by a competent general builder, or a contractor, experienced with these types of products.

#### 9.4 Maintenance and repair

Once installed, provided that the roof tiles/slates are maintained in a weathertight condition, maintenance is not required.

## **10 Manufacture**

10.1 The production processes for the products have been assessed, and provide assurance that the quality controls are satisfactory according to the following factors:

10.1.1 The manufacturer has provided documented information on the materials, processes, testing and control factors.

10.1.2 The quality control operated over batches of incoming materials has been assessed and deemed appropriate and adequate.

10.1.3 The quality control procedures and product testing to be undertaken have been assessed and deemed appropriate and adequate.

10.1.4 The process for management of non-conformities has been assessed and deemed appropriate and adequate.

10.1.5 An audit of each production location was undertaken, and it was confirmed that the production process was in accordance with the documented process, and that equipment has been properly tested and calibrated.

† 10.2 The BBA has undertaken to review the above measures on a regular basis through a surveillance process, to verify that the specifications and quality control operated by the manufacturer are being maintained.

## **11 Delivery and site handling**

11.1 The Certificate holder stated that the products are delivered to site in packaging bearing the product name, the Certificate holder's name, batch number and the BBA logo incorporating the number of this Certificate.

11.2 Delivery and site handling must be performed in accordance with the Certificate holder's instructions and this Certificate, including:

11.2.1 The products must be protected from prolonged exposure to sunlight and must be stored either under cover or protected with opaque polythene sheeting. Where possible, packs should be stored inside. If outside, the products must be stacked flat, and raised above ground level and not in contact with ground moisture.

11.2.2 Care must be taken when handling the boards to avoid crushing the edges or corners.

11.2.3 The products must not be exposed to open flame or other ignition sources, or to solvents or other chemicals.

11.2.4 If damaged or wet, the products must be discarded.

Supporting information in this Annex is relevant to the products but has not formed part of the material assessed for the Certificate.

### Construction (Design and Management) Regulations 2015

### Construction (Design and Management) Regulations (Northern Ireland) 2016

Information in this Certificate may assist the client, designer (including Principal Designer) and contractor (including Principal Contractor) to address their obligations under these Regulations.

### UKCA marking

The Certificate holder has taken the responsibility of UKCA marking the products in accordance with Designated Standard EN 13165 : 2012.

### Management Systems Certification for production

The management system of the manufacturer has been assessed and registered as meeting the requirements of BS EN ISO 9001 : 2015 and BS EN ISO 14001 : 2015 by BSI Assurance UK Ltd (Certificates FM 781023 and EMS 781017 respectively).

### Additional information on installation

A.1 During installation, care must be taken to ensure that the products are not subjected to any construction or foot traffic loads.

A.2 It is important to ensure a tight fit between boards, between boards and rafters, and between boards and other detailed elements. At ridges and verges, boards should be cut to achieve tightly butted joints.


A.3 It is important to fill/seal gaps and joints in the insulation envelope, including at all service penetrations. See section 9.1.6 of this Certificate.

A.4 For installation of roof tiles or slates and internal lining boards, see sections A.19 and A.20.

#### **Insulation above rafters**

A.5 A treated-timber stop batten, the same thickness as the insulation board, is fixed to the rafters at eaves level, and the insulation boards are butted directly against it (see Figure 1).

Figure 1 Insulation above rafters



A.6 The insulation boards should be temporarily fixed onto the rafters using broad-headed clout nails and with joints running up the roof slope occurring over the rafters. Cross-joints may be unsupported.

A.7 All insulation board joints should be tightly butted. At ridges and verges, the boards should be cut to achieve a close butt joint.

A.8 Counter battens, underlay and tiling battens should be installed using one of the following methods of fixing.

#### **Method 1**

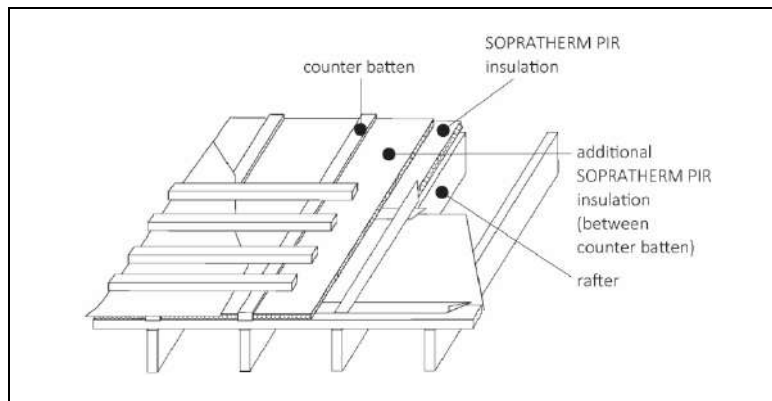
A.9 Counter battens (38 by 50 mm) should be fixed using suitable fixings at maximum centre-to-centre spacing of 400 mm. These fixings should pass through the counter batten and insulation and penetrate the supporting timber by a minimum of 37 mm.

A.10 The roof tile underlay should be installed in the conventional manner. Tiling battens should be nailed through the underlay into the counter batten in accordance with BS 5534 : 2014 at the required batten gauge. Where permeable tile underlays are used, they should be installed in accordance with the appropriate BBA Certificate.

#### **Method 2**

A.11 Where additional insulation is required, an additional layer of insulation can be installed between the counter battens, but the counter battens should be at least 12 mm thicker than the insulation boards (see Figure 2).

**Figure 2 Additional insulation**



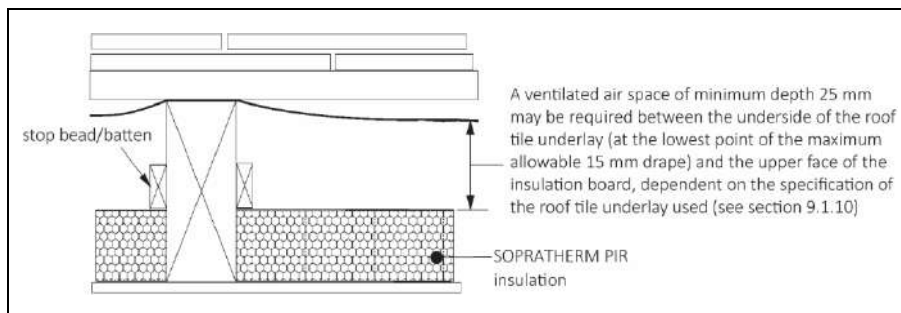
**Insulation between and above rafters**

A.12 The products are cut and fitted tightly between the rafters and is supported with stop beads or battens. It is to be installed flush with the top of the rafters. The second layer of insulation is then installed above the rafters as described in sections A.5 to A.8.

**Insulation between and below rafters**

A.13 Following completion of the roof structure, the products are cut and fitted from the inside, tightly between the rafters and flush with the underside, and butted against stop beads or battens which maintain a minimum ventilated air gap at least 40 mm deep (see Figure 3). Where vapour-permeable LR roof tile underlays are used, the insulation may be installed without a ventilated air space (see section 9.1.11).

**Figure 3 Insulation between rafters**



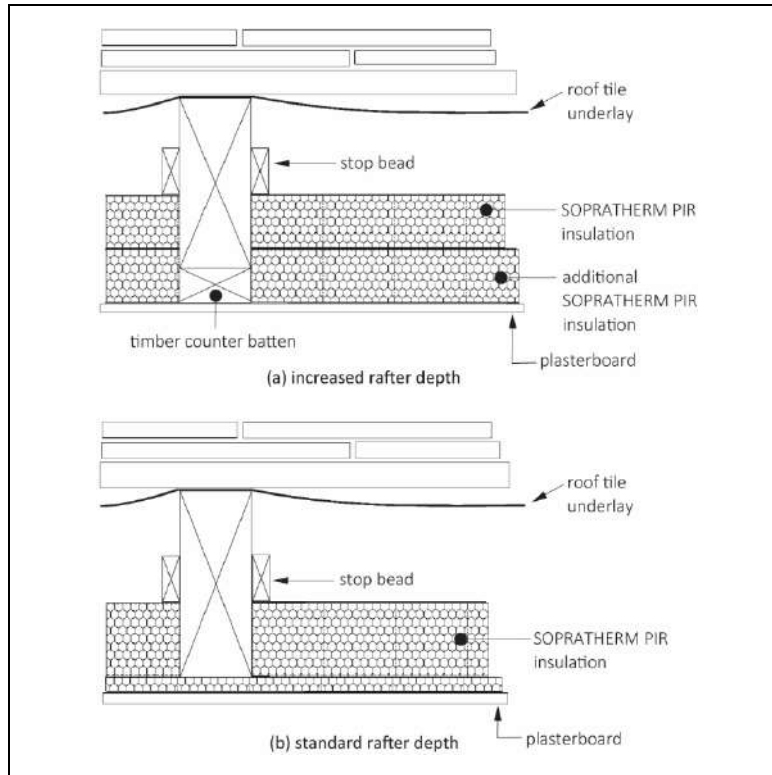
A.14 Horizontal joints in the insulation boards are butted and taped.

A.15 An AVCL is fitted to the underside of the rafters.

A.16 Where the rafter depth cannot accommodate the required thickness of insulation and maintain the required 25 mm minimum ventilated gap (from the top of insulation board to the lowest point of the maximum allowable 15 mm roof underlay drape), one of the following options may be considered:

- the rafter depth is increased by attaching timber counter battens to the underside of the rafter [see Figure 4(a)], or preferably, or
- a second layer of insulation is added to the underside of the rafters [see Figure 4(b)].

Figure 4 Additional insulation

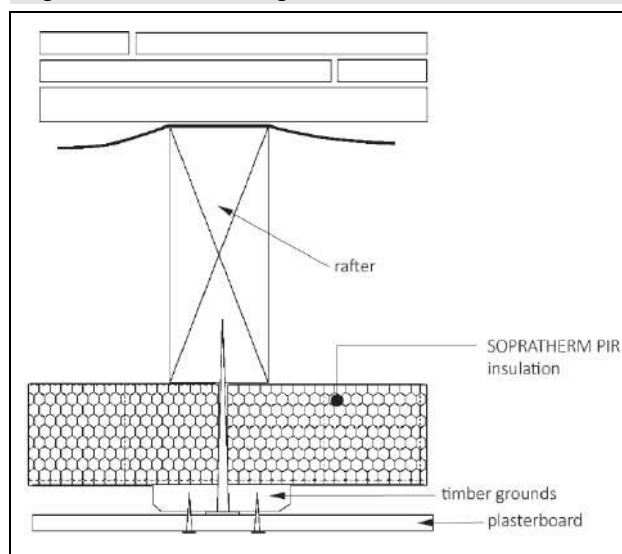


A.17 Boards may be attached to the underside of rafters either as a single layer or in conjunction with insulation boards between the rafters.

A.18 Boards are temporarily fixed with broad-headed clout nails, and joints butted and taped with a proprietary airtightness tape to provide an effective AVCL and air permeability barrier. Appropriate internal lining panels may then be fixed through the insulation and into the underside of the rafters.

A.19 Where the insulation thickness makes securing of the internal lining panels impractical, timber grounds of the appropriate depth may be fixed through to the rafters, and the panels secured to the grounds (see Figure 5).

Figure 5 Added timber grounds



## **Finishing**

A.20 Roof tiles or slates are installed in accordance with the relevant clauses of BS 5534 : 2014. When applying roof tiles or slates, the recommendations of the manufacturer should be followed.

A.21 Internal lining panels appropriate to the application (for example, standard gypsum plasterboard to BS EN 520 : 2004), should be fixed in accordance with BS 8212 : 1995, and the required decoration applied.

## Bibliography

- BRE Report BR 262 : 2002 *Thermal insulation: avoiding risks*
- BRE Report BR 443 : 2019 *Conventions for U-value calculations*
- BS 5250 : 2021 *Management of moisture in buildings — Code of practice*
- BS 5534 : 2014 + A2 : 2018 *Code of practice for slating and tiling (including shingles)*
- BS 8212 : 1995 *Code of practice for dry lining and partitioning using gypsum plasterboard*
- BS EN 520 : 2004 + A1 : 2009 *Gypsum plasterboards — Definitions, requirements and test methods*
- BS EN 1604 : 2013 *Thermal insulating products for building applications — Determination of dimensional stability under specified temperature and humidity conditions*
- BS EN 1991-1-3 : 2003 + A1 : 2015 *Eurocode 1 : Actions on structures — General actions — Snow loads*  
NA to BS EN 1991-1-3 : 2003 + A1 : 2015 UK National Annex to *Eurocode 1 : Actions on structures — General actions — Snow loads*
- BS EN 1991-1-4 : 2005 + A1 : 2010 *Eurocode 1 : Actions on structures — General actions — Wind actions*  
NA to BS EN 1991-1-4 : 2005 + A1 : 2010 UK National Annex to *Eurocode 1 : Actions on structures — General actions — Wind actions*
- BS EN 1995-1-1 : 2004 + A2 : 2014 *Eurocode 5 : Design of timber structures — General — Common rules and rules for buildings*  
NA to BS EN 1995-1-1 : 2004 + A1 : 2008 UK National Annex to *Eurocode 5 : Design of timber structures — General — Common rules and rules for buildings*
- BS EN 13165 : 2012 + A2 : 2016 *Thermal insulation products for buildings — Factory made rigid polyurethane foam (PU) products — Specification*
- BS EN 13501-1 : 2018 *Fire Classification of construction products and building elements — Part 1 — Classification using data from reaction to fire tests*
- BS EN 15976 : 2011 *Flexible sheets for waterproofing - Determination of emissivity*
- BS EN ISO 6946 : 2017 *Building components and building elements — Thermal resistance and thermal transmittance — Calculation method*
- BS EN ISO 9001 : 2015 *Quality management systems — Requirements*
- BS EN ISO 10456 : 2007 *Building materials and products — Hygrothermal properties — Tabulated design values and procedures for determining declared and design thermal values*
- BS EN ISO 14001 : 2015 *Environmental Management systems — Requirements with guidance for use*

## Conditions of Certificate

### Conditions

1 This Certificate:

- relates only to the product that is named and described on the front page
- is issued only to the company, firm, organisation or person named on the front page – no other company, firm, organisation or person may hold or claim that this Certificate has been issued to them
- has to be read, considered and used as a whole document – it may be misleading and will be incomplete to be selective
- is copyright of the BBA
- and any matter arising out of or in connection with it or its subject matter (including non-contractual disputes or claims) is governed by and construed in accordance with the law of England and Wales.
- the courts of England and Wales shall have exclusive jurisdiction to settle any matter arising out of or in connection with this Certificate or its subject matter (including non-contractual disputes or claims).

2 Publications, documents, specifications, legislation, regulations, standards and the like referenced in this Certificate are those that were current and/or deemed relevant by the BBA at the date of issue or reissue of this Certificate.

3 This Certificate will be displayed on the BBA website, and the Certificate Holder is entitled to use the Certificate and Certificate logo, provided that the product and its manufacture and/or fabrication, including all related and relevant parts and processes thereof:

- are maintained at or above the levels which have been assessed and found to be satisfactory by the BBA
- continue to be checked as and when deemed appropriate by the BBA under arrangements that it will determine
- are reviewed by the BBA as and when it considers appropriate.

4 The BBA has used due skill, care and diligence in preparing this Certificate, but no warranty is provided.

5 In issuing this Certificate the BBA is not responsible and is excluded from any liability to any company, firm, organisation or person, for any matters arising directly or indirectly from:

- the presence or absence of any patent, intellectual property or similar rights subsisting in the product or any other product
- the right of the Certificate holder to manufacture, supply, install, maintain or market the product
- actual installations of the product, including their nature, design, methods, performance, workmanship and maintenance
- any works and constructions in which the product is installed, including their nature, design, methods, performance, workmanship and maintenance
- any loss or damage, including personal injury, howsoever caused by the product, including its manufacture, supply, installation, use, maintenance and removal
- any claims by the manufacturer relating to UKCA marking and CE marking.

6 Any information relating to the manufacture, supply, installation, use, maintenance and removal of this product which is contained or referred to in this Certificate is the minimum required to be met when the product is manufactured, supplied, installed, used, maintained and removed. It does not purport in any way to restate the requirements of the Health and Safety at Work etc. Act 1974, or of any other statutory, common law or other duty which may exist at the date of issue or reissue of this Certificate; nor is conformity with such information to be taken as satisfying the requirements of the 1974 Act or of any statutory, common law or other duty of care.

#### British Board of Agrément

1<sup>st</sup> Floor, Building 3, Hatters Lane  
Croxley Park, Watford  
Herts WD18 8YG

©2025

tel: 01923 665300  
clientservices@bbacerts.co.uk  
[www.bbacerts.co.uk](http://www.bbacerts.co.uk)