

Stepladder

User Instructions



EN 131

Ladder suitable for
Professional Use



WARNING!
Fall from the ladder

PLEASE RETAIN THESE INSTRUCTIONS FOR FUTURE REFERENCE

BEFORE USE

- Read all instructions on and accompanying the ladder.



- Inspect the ladder after delivery. Before every use visually check the ladder is not damaged and is safe to use.



- Do not use a damaged ladder.

- Do not use the ladder if you are not fit enough. Certain medical conditions or medication, alcohol or drug abuse could make ladder use unsafe.



- Ensure the ladder is suitable for the task.

- Visually check the ladder is not damaged and is safe to use at the start of each day when the ladder is to be used.



- Inspect ladder feet.



- Do not use the ladder if contaminated, e.g. with wet paint, mud, oil, water or snow.
- Prevent damage of the ladder when transporting e.g. by fastening and ensure they are suitably placed to prevent damage.
- For professional users regular periodic inspection is required.
- For professional use, a risk assessment shall be carried out respecting the legislation in the country of use.
- Do not modify the ladder design.

POSITIONING & ERECTING THE LADDER

- When positioning the ladder, take into account risk of collision with the ladder e.g. from pedestrians, vehicles or doors. Secure doors (not fire exits) and windows where possible in the work area.

Warning! Electricity hazard.

- Identify any electrical risks in the work area, such as overhead lines or other exposed electrical equipment and do not use the ladder where electrical risks occur.



- Do not erect ladder on contaminated ground. Ladders shall not be positioned on slippery surfaces (such as ice, shiny surfaces or significantly contaminated solid surfaces) unless additional effective measures are taken to prevent the ladder slipping or ensuring contaminated surfaces are sufficiently clean.



- Do not use the ladder on an unlevel or unfirm base.



- Ladder shall be on an even, level and unmovable base.

- Standing ladders shall not be used as a leaning ladder unless it is designed to do so.



- Ladder shall be erected at the correct position with the rungs or treads level and complete opening of a standing ladder.



- Open the ladder fully before use.

- Locking devices, if fitted, shall be fully secured before use.



- Use the ladder with restraint devices engaged only.




- Ladder shall be stood on its feet, not the rungs or steps.
- Do not move a ladder while standing on it.
- Ladder shall never be repositioned from above.

USING THE LADDER

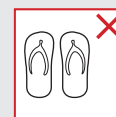
- Do not exceed the maximum total load (load includes user, tools, materials, etc.).



- Maximum number of users on the ladder.



- Do not wear unsuitable footwear when climbing a ladder.



- Do not ascend or descend unless you are facing the ladder.



- Keep a secure grip on the ladder when ascending and descending. Maintain 3 points of contact whilst working from a ladder or take additional safety precautions if you cannot.



- Do not stand on the top two steps/rungs of a standing ladder without a platform and a hand/knee rail.



- Do not stand on top hand/knee rail.



- Do not stand on these rungs/steps or the tool tray (if applicable).



- Do not overreach, user should keep their belt buckle (navel) inside the stiles and both feet on the same step/rung throughout the task.



- Avoid work that imposes a sideways load on ladders, such as side-on drilling through solid materials.



- Do not carry equipment which is heavy or difficult to handle while using a ladder.



- Equipment carried while using a ladder should be light and easy to handle.



- Do not step off the side of standing ladder onto another surface.



- Use non-conductive ladders for unavoidable electrical work.

- Secure doors (not fire exits) and windows where possible in the work area.


- Do not use the ladder outside in adverse weather conditions, such as strong wind.

- When outdoors, be cautious in windy conditions.

- Ladders should only be used for light work of a short duration.

- Do not spend long periods on the ladder without regular breaks (tiredness is a risk).

- Do not use the ladder as a bridge.



- Take precautions against children playing on the ladder.

REPAIR, MAINTENANCE & STORAGE

- Repairs and maintenance shall be carried out by a competent person and be in accordance with the producer's instructions.
- Ladders should be stored in accordance with the producer's instructions.
- Ladders made of or using thermoplastic, thermosetting plastic and reinforced plastic materials should be stored out of direct sunlight.
- Replacement spare parts are available to order online at wernerco.co.uk.

LIST OF ITEMS TO BE INSPECTED

For regular inspections, the following items shall be taken into account-

Check:

- ☒ The stiles/legs (uprights) are not bent, bowed, twisted, dented, cracked, corroded or rotten.
- ☒ The stiles/legs around the fixing points for other components are in good condition.
- ☒ The fixings (usually rivets, screws or bolts) are not missing, loose or corroded.
- ☒ The rungs/steps are not missing, loose, excessively worn, corroded or damaged.
- ☒ The hinges between the front and rear sections are not damaged, loose or corroded.
- ☒ The locking stays horizontal, back rails and corner braces are not missing, bent, loose, corroded or damaged.
- ☒ The rung hooks are not missing, damaged, loose or corroded and engage properly on the rungs.
- ☒ The guide brackets are not missing, damaged, loose or corroded and engage properly on the mating stile.
- ☒ The ladder feet/end caps are not missing, loose, excessively worn, corroded or damaged.
- ☒ The entire ladder is free from contaminants (e.g. dirt, mud, paint, oil or grease).
- ☒ The locking catches (if fitted) are not damaged or corroded and function correctly.
- ☒ The platform (if fitted) has no missing parts or fixings and is not damaged or corroded.

If any of the above checks cannot be fully satisfied, you should NOT use the ladder.

Continued overleaf...

STORAGE CHECKLIST

The important considerations when storing a ladder (not in use) should include the following:

- Is the ladder stored away from areas where it's condition could deteriorate more rapidly e.g. dampness, excessive heat, or exposed to the elements?
- Is the ladder stored in a position which helps it remain straight e.g. hung by the stiles on proper ladder brackets or laid on a flat clutter free surface?

- Is the ladder stored where it cannot be damaged by vehicles, heavy objects, or contaminants?
- Is the ladder stored where it cannot cause a trip hazard or an obstruction?
- Is the ladder stored securely where it cannot be easily used for criminal purposes?
- If the ladder is permanently positioned (e.g. on scaffolding), is it secured against unauthorised climbing (e.g. by children)?

GUARANTEE

Our guarantee includes faults arising from defects in workmanship or materials, except for -

- Ordinary wear and tear of the product.
- Damage caused by misuse or abuse of the product.
- Damage caused by failure to comply with all written warnings and instructions for the product.

- Damage caused by an attempted repair of the product.
- Material** - means a material or component used by Werner in the manufacture of the product.
- Workmanship** - means the handling, assembly and manufacturing processes performed by or on behalf of Werner in order to manufacture the product.