


# Staging System Inspection Guidance

Please ensure that you follow this inspection guide carefully when using any Youngman Staging System.


The **WORK AT HEIGHT REGULATIONS** require that all equipment for work at height is inspected at intervals in accordance with the regulations. In addition to any other equipment inspections that may be carried out, WernerCo recommend that all products are inspected using these procedures: a) prior to **every** use, b) when products are returned from use or hire, c) following any event that may have affected the safe use of the products. Inspection must be carried out by a competent person and records of inspections maintained in accordance with the regulations.

## STAGING BOARDS



### Plywood Decking

- No cracks, cuts or holes
- No breaks between the layers: the laminations of the plywood material must be intact
- Non-slip platform surface undamaged and effective
- Sufficiently clean and free from paint, plaster and other contaminants



### Fixings

- Check all screws and ring nails are securely fixed on to staging board
- Check the board is securely held in place by the fixings




### Cross Bearers

- No missing cross bearers and every cross bearer is in place
- No cracks, cuts or holes
- Sufficiently clean and free from any contaminants
- No loose cross bearers. Hold each cross member and use a moderate to heavy force, ensure the security of the joint with the aluminium side members




### Tie Rods

- No missing tie rod nuts
- All tie rod and nuts are present and secure. Hold the nut and attempt to rotate it anti-clockwise. The tie rod and nut should not rotate
- Tie rods should be straight and undamaged
- No excessive corrosion



### Aluminium Side Stiles

- The side rails must be straight with no twist along the length
- No cracks, cuts, dents (greater than 5mm) or holes
- Sufficiently clean and free from paint, plaster and other contaminants
- No excessive corrosion



### End Plugs

- No missing components. There is an end plug at each end of both aluminium side members.
- No loose components. Hold each end plug and use a moderate force, ensure plug securely fastened to the side rail and there is no movement
- All fixings are present and secure



### Labels

- Securely attached and legible



## HANDRAIL POSTS



### Tubes

- Maximum deflection 5mm in 1000m length
- No excessive denting or creasing
- No more than one dent in a 300mm length
- No cracks, cuts, holes or excessive corrosion
- Tubes sufficiently clean and free from paint, plaster and other contaminants that would prevent safe handling or assembly




### U Bolts

- All nuts and washers are present on U bolts
- U bolts and their thread are undamaged



### Toe Board Holder

- No damage and all present



### Bottom Clamp

- No damage
- All fittings are present
- Check threads are undamaged and nuts able to move on the thread



### Corner Bracket Welding

- No cracks or excessive corrosion in welds or surrounding metal
- No cracks or excessive corrosion in castings
- Joints at right angle



### End Bracket Fittings & Bungs

- All fittings are present and undamaged
- All moving parts are moving satisfactorily with no excessive play or force
- Check bungs are in place



### Labels

- Securely attached and legible

