

Dimensions

295mm roll width x 5m lengths
Hip Trays in 470mm lengths

Weight

Box 3.5kg
5m roll 2kg

Packaging (per carton)

- One Uni Roll-Fix® Kit per box.
- Each box contains 5m ridge or hip roll, fixing pack, seals and Hip Trays (KR5001-1 only)

Regulations

- Ventilates to BS 5250
- Complies with BS 5534 for mechanical fixing
- Manufactured to DIN 4108/3

Uni Roll-Fix® Kit is a universal ventilating dry ridge and hip system suitable for ventilating most concrete and clay ridge/hip tiles. Available in 4 colours to blend in with the roof, it comes in a practical all-in-one kit.

Product features & benefits

- Mortar free
- One Seal for 1/2 round, universal and angle ridge tiles
- One seal for 1/3 round and uni-angle hips
- Quick and easy to install, no special tools required
- Lightweight, safe and easy to handle
- Vapour permeable
- Water and wind resistant
- Self-adhesive butyl strip provides a permanently strong bond
- UV stable
- No harmful effects on surrounding materials and components
- Highly resistant to mould growth and fungal attack
- Highly durable, with a service life similar to roof structure and finishes
- Available in 4 colours that complement most tiles and slates
- 10 year guarantee on all components
- All in one box

Area of application

Suitable for:

- Most clay and concrete ridge and hip tiles, including capped clay angle tiles
- Most slate and tile profiles

Material

Polypropylene membrane with a mesh fabric. Lower portion of each side flap: UV stable coloured aluminium coating or applied copper finish.

Colour

Anthracite	-0402
Brown	-0200
Terracotta	-0100
Copper	-0340 (Copper finish available on request)

Product codes

Uni Roll-Fix® Kit with:	
Uni Kit	KR5100
Concrete Universal Hip Seal (inc. Cro Clips and Hip Trays)	KR5001-1
Additional Kit for 300mm ridge:	
Clay Hip	KR5001-6
Clay Ridge	KR5100-6

PERFORMANCE / TECHNICAL DATA

For most tiles it provides a continuous 5mm high level ventilation.

Installation temperature +5 to +40°C

Resistance to temperature -20 to +80°C

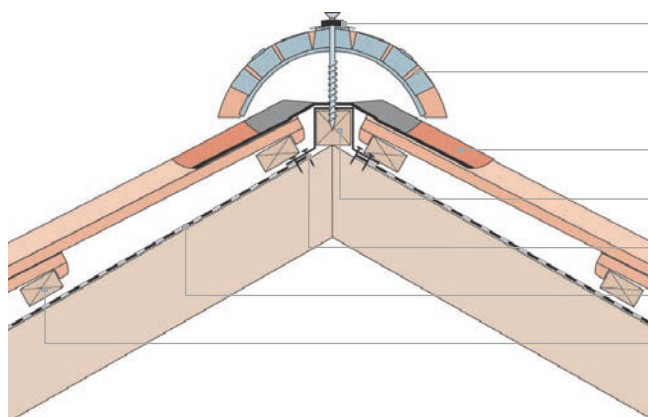
Klober Ltd

Unit 6F · East Midlands Distribution Centre · Short Lane · Castle Donington · Derbyshire · DE74 2HA
Tel. +44 (0)1332 813 050 · Fax +44 (0)1332 814 033 · info@klober.co.uk · www.klober.co.uk

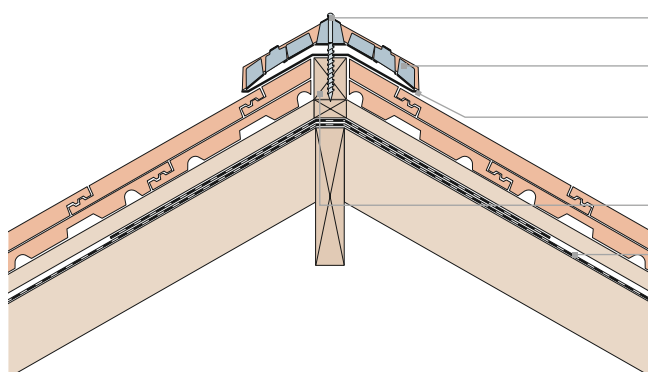
KLOBER



Typical example –
half round ridge with profiled interlocking tiles



Typical example –
hip detail with universal hip tiles



Packaging

Each kit contains:

- | | |
|----------------------|--------------------------|
| ■ 5m Ridge/ Hip Roll | KR2000-50-33-(colour) |
| ■ Seals | KR0200-51 |
| ■ Batten Straps | KR978000 |
| ■ Screws & Washers | KR969500 |
| ■ Clamping Plates | KR967000 |
| ■ 12 Hips trays | (KR5001-1 hip kits only) |


Note:

KR5001-6 to be purchased as an additional kit with KR5001-1 hip kits for Clay 1/2 round hip application.

KR5100-6 to be purchased as an additional kit with Clay 1/2 round ridge application.

Installation

To allow ridge ventilation, cut the underlay 30 mm short of apex on each side. The method of fixing ridge battens will depend upon the type of roof structure. Once the ridge batten is in position, Uni Roll-Fix® is rolled out along the ridge or hip and stapled or nailed to the ridge/hip batten. Peel away the adhesive strip's backing tape and push-fit the corrugated side flaps to follow the profile of the tiles. The ridge tiles are secured by using the screw and washer provided to fix the Clamping Plate through the Ridge Seal into the ridge batten as shown above. Finish the ridge ends with either a Klover Ridge End Cap, block end ridge tile or mortar. Full fixing instructions are included in Uni Roll-Fix® Kit packs.



- Clamping plate
- Ridge-to-ridge seal
- Uni Roll-Fix®
- Ridge batten
- Ridge batten strap
- Underlay
- Batten
- Clamping plate
- Concrete universal hip seal
- Hip tray (KR5001-1 only)
- Ridge batten
- Underlay

Note: Klover hip packs comes complete with cro clips for secondary fixings. The wire is wrapped to the nearest nail for securing the cut tile.