
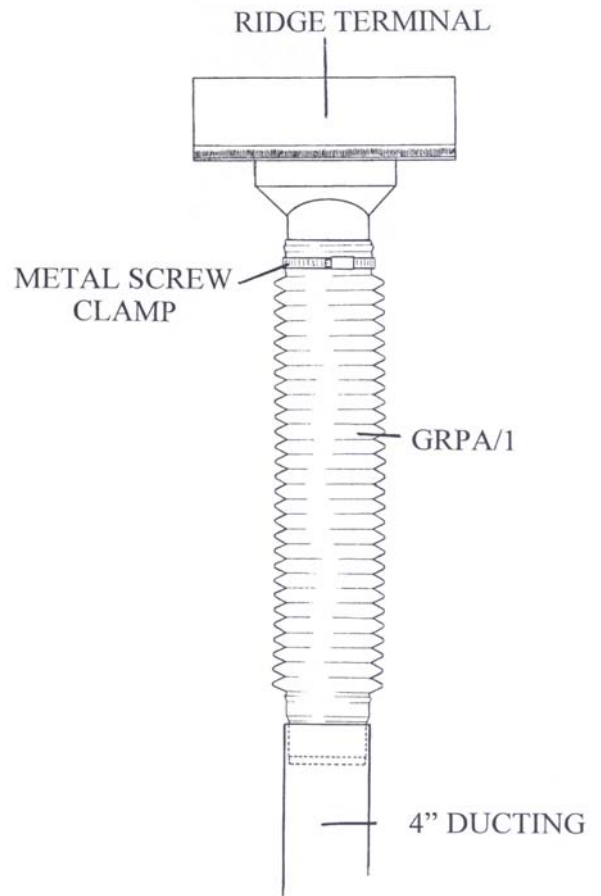
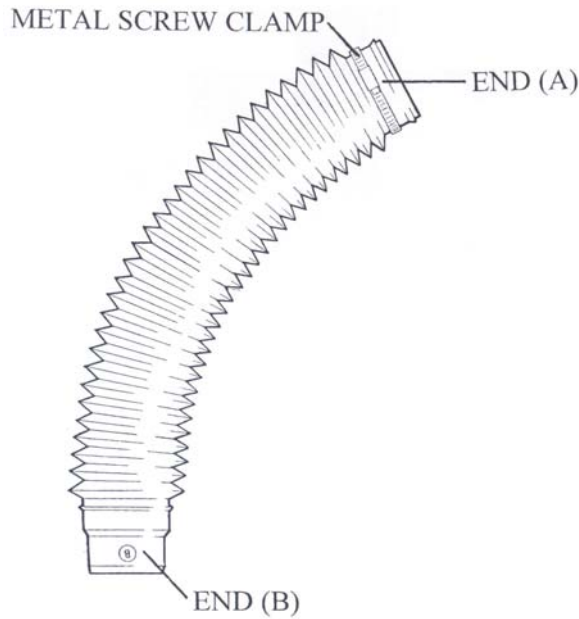


Flexible Pipe

CODE **GRPA/1**



Fitting Instructions:

The GRPA/1 Flexible Pipe end (A) should be attached to the ventilation outlet point using the metal screw clamp provided. This should be tightened securely to grip in position.

End (B) should then be pushed inside the 4" terminal soil pipe or other ducting being used.

To join flexible pipes together firstly remove the metal screw clamp and push end (A) firmly over end (B) of the next pipe.

NOTE: - The GRPA1 Flexible pipe and other ducting should be fully insulated along its total length in the roof space to avoid the risk of internal condensation. To form airtight seals it may be necessary to apply mastic sealant or tape to joints.

References:

BSI	:	BS5534
BSI	:	BS5572
DOE	:	Building Regulations F1, H1

MANTHORPE BUILDING PRODUCTS LTD
MANTHORPE HOUSE
BRITAIN DRIVE
CODNOR GATE BUSINESS PARK
RIPLEY
DERBYSHIRE DE5 3ND

TEL: 01773 514 200
FAX: 01773 514 262
EMAIL:
sales@manthorpe.co.uk
WEB:
www.manthorpe.co.uk

DRN M.A

Date 01.08.03

DRG No

Issue

The company maintains a policy of continuous development of its product range and reserves the right to amend the specification without notice.

MBP 8077

A