



Manthorpe Building Products Ltd  
Manthorpe House  
Brittain Drive  
Codnor Gate Business Park  
Ripley, Derbyshire DE5 3ND

Tel: 01773 514 200  
Email: sales@manthorpe.co.uk  
www.manthorpe.co.uk



C/SIB (31.9) Hn6



## Standards and Regulations

The system has been designed in accordance with the following:

- BS 5534:2003 Code of practice for slating and tiling
- BS 6399-2:1997 Code of practice for wind loads
- NHBC Standards Chapter 7.2 Pitched roofs D8, S11 and S12.

The Manthorpe Dry Ridge Tile System has been independently wind tunnel tested by the BRE. Testing complies with the requirements of BS 5534:2003 Code of practice for slating and tiling.


### Product Specification Guide

Reference	Description	Material	Box Quantity
GDR-T	Dry Ridge Tile	UPVC/LDPE	10
GDR-SC	Saddle Clamp	Polypropylene	10
GDRR-BS	Batten Support Bracket	Steel	10
GDR-T-INC.SC	Tiles and Clamps		10
	4 Screws	Stainless Steel	11
	Washers	Neoprene	11

## Manthorpe Quality


Manthorpe manufactures a range of ventilation and building products at its headquarters in Derbyshire under an ISO9001 Quality Assurance Scheme.

All products are designed to comply with the relevant current Building Standards when fitted in accordance with the manufacturer's instructions. The company maintains a policy of continuous investment and development of its product range and reserves the right to amend the specifications without notice.



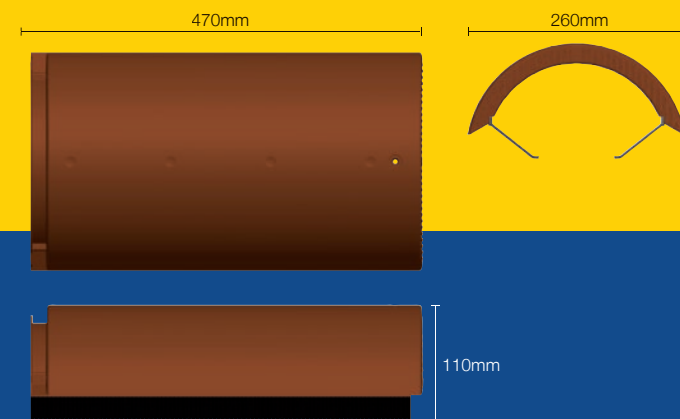
# dry ridge tile system

The UK's geographical location means that we experience some of the most severe wind speeds in Europe, creating high wind loads on buildings and, in particular, affecting roofs.



**A GDR-T**  
**B GDR-SC**  
**C GDRR-BS**


## Tile Unit's Dimensions



The ridge of a roof is especially vulnerable to damage by wind-driven rain and will often suffer considerable mortar damage over time, resulting in ridge tiles becoming displaced.

As a result, both builders and roofers have had to re-think the way in which roofs are constructed. In recent years dry, mortarless roofing systems have become the preferred method.

The Dry Ridge Tile System requires no wet trade and can be quickly and easily installed by one person, rain or shine!



The interlocking system makes the tiles very easy to fit and, when completed, ensures an extremely secure finish. A patented double comb prevents entry of wind-driven rain and birds, while a 4mm fly screen provides 5,000mm<sup>2</sup>/m of continuous ventilation into the roof space at ridge level.

The textured concrete finish, available in Slate Grey, Dark Brown and Terracotta, is virtually indistinguishable from traditional clay and concrete tiles.

There are two options;

**Option 1** For roofs with a ridge board or ridge batten already fitted:

- 10 UPVC moulded tiles with double combs, including 11 fixing screws and washers.

Product code **GDR-T**

**Option 2** For roofs without a ridge board or ridge batten already fitted:

- 10 UPVC moulded tiles with double combs
- 10 saddle clamps including screws.


Product code **GDR-T-INC.SC**

Also available as an alternative to the saddle clamp (**GDR-SC**) for fixing the ridge batten is the batten support bracket (**GDRR-BS**).

## System Specifications

Colours available:


Slate Grey



Dark Brown



Terracotta



- Suits all common roof coverings such as slates, profile tiles and non-profile tiles
- Suitable for roofs of 15°-55° pitch
- Secures the ridge of the roof, preventing wind uplift problems
- Long term UV resistance prevents discolouring from exposure to sunlight
- Prevents entry of birds and large insects
- Easy to fix and maintenance free
- Provides the equivalent of 5,000mm<sup>2</sup>/m ventilation, the equivalent of a continuous 5mm gap.