


Rosemary Clay Classic

The Rosemary name is synonymous with quality clay plain tiles, adding distinction and character to pitched roofs for over 170 years. Today, a range of single and cross-camber tiles combine the quality of hand-crafted clay with the reliability of modern machine-made techniques. Produced from the finest clays, Rosemary is offered in a range of weathered, brindled and single colours.



80 RED




81 LIGHT MIXED BRINDLE




82 MEDIUM MIXED BRINDLE



87 BLUE BRINDLE



91 BURNT BLEND



92 COUNTY BLEND



94 RUSSET MIX



95 DARK ANTIQUE

KEY ADVANTAGES

- Rosemary brand synonymous with clay plain tiles
- Smooth and sand faced finishes
- Mellows naturally with age

ROSEMARY CLAY CLASSIC

Material	Clay
Size (overall)	265 x 165mm
Minimum Pitch	35°
Covering Capacity	
Roof tiling	60 tiles/m ²
Vertical tiling	52 tiles/m ²
Weights (approx.)	
Roof tiling	78kg/m ²
Vertical tiling	68kg/m ²

INTERACTIVE SECTION



Full technical specification: Page 266

www.redland.co.uk/rosemaryclassic
Rosemary Clay Classic

Rosemary Clay Classic - Red



Rosemary Clay Classic - Light Mixed Brindle



Rosemary Clay Classic - Medium Mixed Brindle



Rosemary Clay Classic - Blue Brindle



Rosemary Clay Classic - Burnt Blend



Rosemary Clay Classic - County Blend



A close-up photograph of a roof shingle pattern in a Russet Mix color. The shingles are rectangular and arranged in a staggered, overlapping pattern. The color is a warm, earthy brown with subtle variations in tone across the surface.

Rosemary Clay Classic - Russet Mix

A close-up photograph of a roof shingle pattern in a Dark Antique color. The shingles are rectangular and arranged in a staggered, overlapping pattern. The color is a deep, dark charcoal or blackish-brown with subtle variations in tone across the surface.

Rosemary Clay Classic - Dark Antique