

VELUX®



Product Brochure

Price list (excludes VAT)

1st Feb 2015

UK

www.velux.co.uk

Let VELUX® bring your project to life with natural light

At VELUX®, we've always understood the impact that natural light can bring to our homes and workplaces. VELUX roof windows can help you maximise the quantity and quality of natural light and ventilation that buildings receive, taking projects to the next level with the following benefits:

- Roof windows provide twice as much daylight as vertical windows and up to three times more daylight than dormer windows*.
- As they are angled more directly to the sun, VELUX roof windows provide direct light with less risk of overshadowing from adjacent buildings.
- Additional light can be shed deep into extensions, helping keep the original space bright and airy.
- Effective natural ventilation can be easily achieved – drawing fresh air through the building from top to bottom.

Last year we celebrated 60 years leading the UK roof window market, filling millions of homes with daylight and fresh air. During this time we have developed a huge range of products to help you choose the perfect solution for your project. This brochure is designed to guide you to that solution, and fill each project with natural daylight.

Contents

What's New	4-5
First Class Service	6-7
VELUX® Six-Step Product Selector	8-9
Project Types and Orientation	10
Project Inspiration	11-15
Quick Reference Size Guide	16-17
Centre-Pivot Roof Windows	18-19
VELUX INTEGRA® Centre-Pivot Roof Windows Electric or Solar Powered	20-21
Top-Hung Roof Windows	22-23
Conservation Roof Windows	24-25
Sloping and Vertical Combinations	26
Sloping and Fixed Combinations	27
VELUX CABRIO® Balcony	28
Sun Tunnels	29
Flat Roof Solutions	30
Flat Roof Exit Solutions	31
Smoke Ventilation System	32
Rooflights for Uninhabited Spaces	33
Replacing Existing Roof Windows	34
Upgrading Existing Roof Windows	35
Installation Products	36-37
Flashings	38-39
Twin and Combination Flashings	40-41
Blinds and Shutters	42-47



New extended product brochure available online.

Advice on product selection and installation instructions are also available on our website www.velux.co.uk



*Source: Daylight study – Danish Building and urban Research 2003, documentation 047.

What's New

New Generation, New Size VELUX CABRIO® Balcony

The VELUX CABRIO® Balcony turns a roof window into an instant balcony in seconds. A great way to add value and a real wow factor to a property.

The introduction of a new larger size provides more space, allowing you to enjoy the outdoors, indoors. Now featuring triple glazing as standard, ensuring an energy efficient installation.


See page 28 for more details.



New VELUX Blinds Range

A brand new blinds collection has been developed for 2015. The collection embraces a wide range of colours to suit many different styles and tastes. The range includes a new roman blind (FHB) for VELUX roof windows, available in 20 contemporary fabrics, making the collection refined and original. The new product range and pricing structure provides inspiration and guidance to the homeowner.

See pages 42-47 for more details.



Expand your view with VELUX Additional Roof Window Elements

If the pitch of your roof continues to the floor, you can extend your VELUX roof window by installing an additional window element GIU (maintenance free white polyurethane) or GIL (clear lacquered pine wood) below. Multiple VELUX roof windows create gorgeous light-filled rooms and the amazing feeling of being outside.

By combining VELUX roof windows you can add great panoramic views and more natural light to give your home its own unique character.

See page 27 for more details.



New VELUX Online Product Brochure

2015 sees the launch of our new extended online product brochure.

As well as providing more roof window sizes and solutions, including roof terrace and the new manual venting flat roof window, this online tool also introduces interactive features.

Rest assured, VELUX® offer the right solution for any project.



First Class Service – from specification to installation

At VELUX®, attention to detail doesn't stop with our products. With over 1,000 years' combined experience, our dedicated team strive to constantly improve the service you receive. From technical support to specification advice, our expert team are never more than a call away, ready to provide in-depth assistance on planning, installation and after care.



Expert technical and aftersales service

We've put support and advice in place to make sure any interaction you have with us goes as smoothly as possible. Experienced VELUX advisors are never far away, just call our support team directly for assistance. On our website you will also find a wide selection of user-friendly tools, manuals and even videos to guide you through your project.



Reliable logistics

Your business depends on being able to deliver for customers, so you can depend on our logistics. Speedy and reliable delivery, on time and in full without error, is our aim every time. Our logistics services also include advice and support on your recommended stock holding, handling and storage.



Dedicated field support

We're not just here as a supplier, we're here to work in partnership with you. VELUX service technicians and field sales teams are available nationwide, ready to offer hands-on support to you and your business.



Leading marketing tools

VELUX® offer you the best products on the market – we also understand the important role marketing plays in helping you attract customers. We provide you and your business with first class marketing materials to make the sales process smoother and easier.




VELUX® offer a 10-year guarantee on windows and flashings, with 25-year availability on parts. This gives you and your customers long-term peace of mind when you choose VELUX®.

Please visit www.velux.co.uk/guarantee to register your VELUX roof window guarantee and receive information on future special offers.

Tried, tested and guaranteed

- We use cutting edge manufacturing techniques to ensure quality and consistency.
- We have a zero defect philosophy embedded into our workforce, as well as stringent final inspections ensuring products arrive with you in perfect condition.
- VELUX products are rigorously tested in Northern Europe's largest wind tunnel and are backed by a comprehensive guarantee.
- Our focus is to provide products you can depend on, year in year out.



Six-Step Product Selector

Whatever your customer is looking for, we offer a wide range of options. Just follow our six steps to find the perfect solution.


Step 1 Find out what your customer is trying to achieve

Before choosing roof windows and deciding on their layout, the function of the room and the personal needs of the occupants must be considered.

- What kind of room is it? Bedroom, bathroom, stairwell, living room, etc.
- Remember – the more daylight a room receives, the bigger it will feel.
- Consider increasing the size of the windows or combining them.
- Consider the shape and volume of the room when choosing the number and position of the windows. A deep room will benefit from windows positioned higher in the roof. A wider room will benefit from a series of windows installed at regular intervals.



VELUX INTEGRA®



VELUX Sun Tunnel



VELUX Flat Roof



VELUX® sloping additional elements

Step 2 Select the operation method



VELUX INTEGRA® electric and solar roof windows
Ideal for out of reach situations. The new VELUX INTEGRA® control pad offers a range of programmes allowing you to control light, heat and ventilation.



Top-Hung
Opens outwards for an unobstructed view and feeling of extra space. Ideal for fire escape purposes.



Centre-Pivot
The top control bar makes it easy to open, even with furniture below the window.



WHITE POLYURETHANE

- Perfect for contemporary interiors and white ceilings.
- Ideal for humid rooms, such as kitchens or bathrooms. The polyurethane mould has no visible joins, ensuring a moisture resistant finish.
- Requires less maintenance than lacquered natural pine, ideal for out of reach areas.
- High quality moulded polyurethane with an insulated timber core.



LACQUERED NATURAL PINE

- Ideal for a traditional interior.
- High quality natural pine.
- Protective triple coat clear lacquer which helps to preserve the timber of the window.

Step 3 Select the internal finish

Step 4 Consider the glazing options

VELUX glazing can provide heat insulation, sound insulation, added strength and protection from the elements. The guide below helps you to select the right glazing for your project. For example, if you live in an area with a high level of external noise, consider the 'Comfort 60' or 'Sound 62' noise reduction glazing options in order to reduce noise intrusion into your home.

Glazing Type	Heat Insulation	Solar Gain	Sound Insulation	Rain Noise Reduction	Laminated Inner Pane	Outside Strength	Privacy	Easy to Clean Coating	Anti Dew Coating	Additional Security
GOOD = ● BETTER = ●● BEST = ●●●										
Standard 50	●	●●●	●			✓				
Safety 70	●	●●●	●●		✓	✓				
Opaque 34	●●	●●	●●		✓	✓	✓			
Comfort 60	●●	●	●●●	✓	✓	✓		✓		
Security 70Q	●	●●●	●●		✓	✓				✓
Extra Low Energy 66	●●●	●●	●●●		✓	✓		✓	✓	
Sound 62	●●●	●●	●●●	✓	✓	✓			✓	

Step 5 Choose flashing and installation products

To further improve energy performance it's important to insulate around the edge of the roof window. VELUX® have created a range of installation products to make it quicker and easier for you to meet building regulation requirements and provide a more comfortable indoor environment.



A flashing ensures a weather tight installation and comes in either recessed or standard options. Recessed flashings will provide a more energy efficient installation whilst giving a streamlined finish on the outside.



An insulation collar further reduces heat loss and eliminates cold bridges around the roof window. This makes it quick and easy for you to be compliant with building regulations.



An underfelt collar ensures a weather tight seal and provides additional waterproofing. Again, this helps you to meet building regulations.



The vapour barrier helps prevent the build-up of condensation in the roof construction. Ideal for making your installation air tight.




The lining kit is used as a mounting base for the internal lining around VELUX roof windows on the inside of the sloping ceiling. Ensures a quick and easy installation.

Step 6 Add the finishing touch

VELUX blinds, roller shutters and awnings not only look good, but also play an important role in managing heat and light, shading a room when it gets too sunny, and preventing heat loss.

For more details on our extensive range, see pages 42-47.



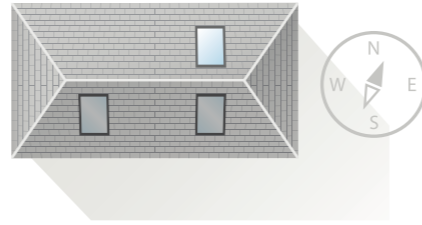
Project Types and Orientation

Understanding how to make the most of natural daylight can make a big difference to any building project.

This section is designed to help, giving you examples of where and how specific VELUX products work best. For more ideas and inspiration, go to www.velux.co.uk

Working out what kind of light is right

A south-facing window will capture the most sunlight during the day, whereas a north-facing window will receive no direct sunlight at all – but it will still capture a constant reflected light throughout the day. An east-facing window will catch the rising sun, and a west-facing window will capture sunlight from early afternoon onwards. Once you've worked out all of these factors for your project, you'll be able to make the most of our roof windows by placing them in such a way that they help you to maximise the available light.



IN A LOFT SCENARIO



Before you begin construction, think about where you want the light to fall in the room. Above a desk, perhaps? Make sure you position your roof windows in the best possible place to achieve what you need.

There are a number of daylight solutions available for loft conversions. Simply think about your roof pitch and roofing material, then consider the size and shape of your loft space. This will help you decide how many roof windows you need to install and where to put them.



FOR OPEN CEILINGS



For ceilings that slope to the roofline, there are limitless combinations for creating your own light-filled room.

You simply choose the type of roof windows you want and decide where you want to put them. It's worth considering what kind of light you want before you start construction. Strong, variable light throughout the day? Position your roof window on a south-facing roof. Constant, indirect light – perhaps for a home office? Place your roof window on a sloping north-facing roof.



CREATE A LIGHT SHAFT



If you have an upstairs or single-storey room with a flat ceiling, you can construct a light shaft to cut through the loft and let light into the room below.



ON A FLAT ROOF



Our flat roof windows are perfect for existing flat roofs or flat roof extensions, bringing daylight and drama to the area below. There is also a VELUX INTEGRA® electric version so you can let in fresh air at the touch of a button.



ATRIUM



Just because you have a flat roof doesn't mean you are restricted. Why not create a stunning feature by using a combination of our roof windows to create an atrium.




USE A SUN TUNNEL



A sun tunnel lets natural light into even the smallest, darkest internal corridors and cupboards.

For practical advice on selecting the right tunnel for your project visit www.velux.co.uk



Project Inspiration



LOFT CONVERSION:

BEDROOM WITH TOP-HUNG ROOF WINDOWS

VELUX Top-Hung roof windows were used in combination with fixed windows to transform this dusty, unused loft space into a bright, spacious new bedroom. Offering more headroom and a greater feeling of being outside, these windows really help to make the most of the view.

KEY BENEFITS

- Enjoy uninterrupted views when fully opened.
- Handles at the bottom make opening easier.
- They rotate 180° for easy cleaning.

LIKE WHAT YOU SEE?

Find these products in this brochure:

WINDOWS

→ Pages 22-23

INSTALLATION

→ Pages 36-37

FLASHINGS

→ Pages 38-41

BLINDS

→ Pages 42-47



For further inspiration you can view more case studies at www.buildinginspiration.co.uk



Taking daylight to a whole new level

VELUX TOP-HUNG WHITE POLYURETHANE ROOF WINDOWS (GPU MK08)

VELUX SLOPING FIXED ADDITIONAL ROOF WINDOW ELEMENTS (GIU MK34)

Even more daylight to work with



VELUX INTEGRA® SOLAR WHITE POLYURETHANE ROOF WINDOWS (GGU MK06 006030)



EXTENSION: DINING SPACE / LIVING SPACE WITH VELUX INTEGRA®

The aim of this extension was to make the most of the available daylight. Using a combination of VELUX INTEGRA® roof windows, a sunroom was created making a bright new space that's perfect for all the family.

KEY BENEFITS

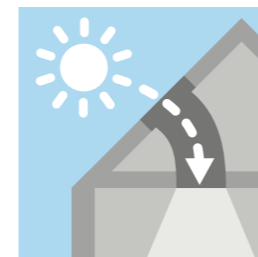
- VELUX INTEGRA® roof windows are control pad operated.
- Ideal for out of reach situations.
- Programmable opening and closing times and integrated rain sensor.

LIKE WHAT YOU SEE?

Find these products in this brochure:

- WINDOWS → Pages 20-21
- INSTALLATION → Pages 36-37
- FLASHINGS → Pages 38-41
- BLINDS → Pages 42-47

For further inspiration you can view more case studies at www.buildinginspiration.co.uk



RENOVATION: BATHROOM / SUN TUNNELS

This family decided that their gloomy bathroom could really benefit from more natural daylight. VELUX sun tunnels fitted the bill exactly. With the use of specially designed, reflective tunnels from roof to ceiling, this was a simple way of bringing natural light into a dark space.

KEY BENEFITS

- The highly reflective tunnel directs natural daylight into the space below.
- Ideal for hallways, windowless bathrooms, corridors and stairwells.
- Easy to install with integral flashing.

LIKE WHAT YOU SEE?

Find these products in this brochure:

- SUN TUNNELS → Page 29
- SUN TUNNEL ACCESSORIES → Page 29

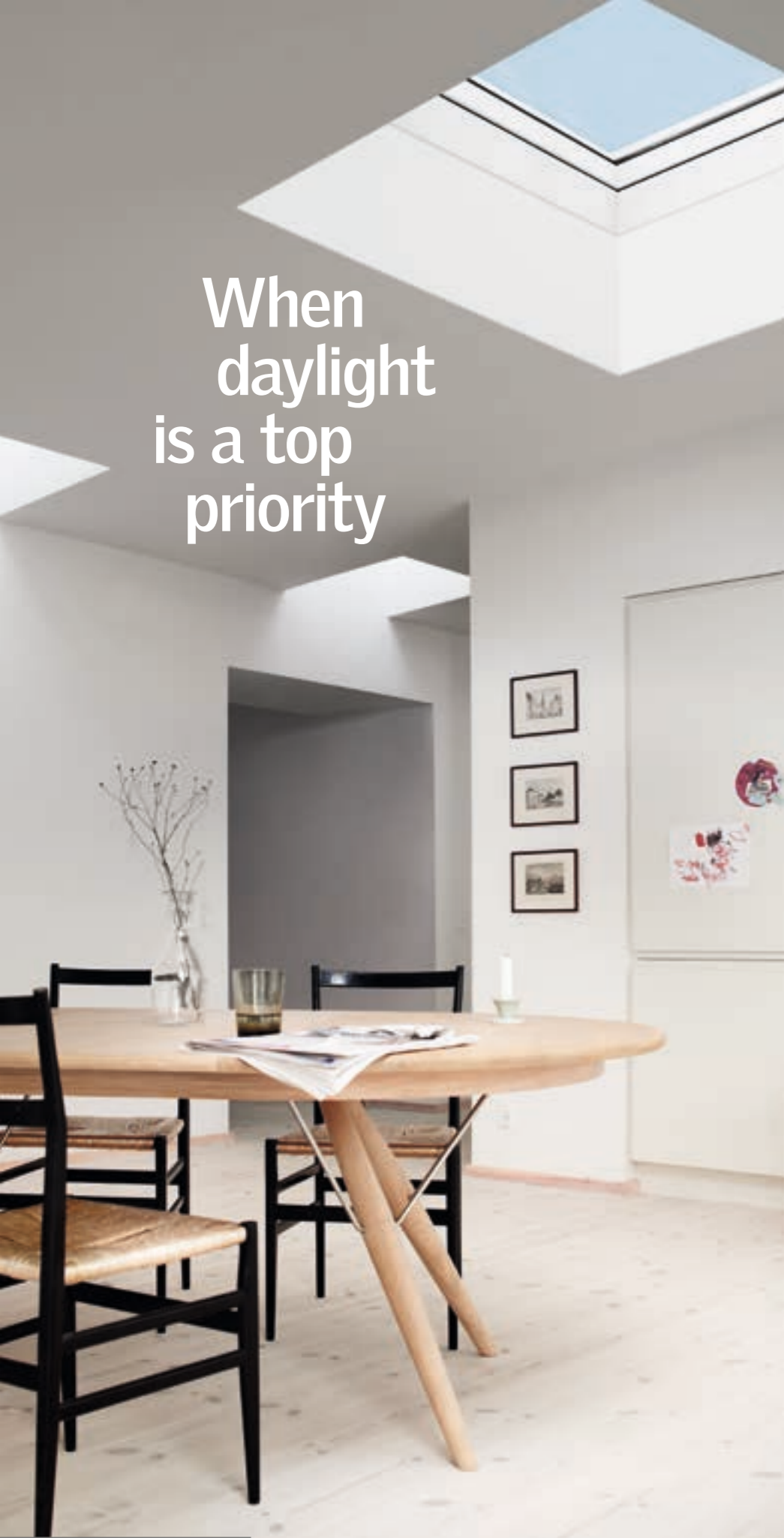
For further inspiration you can view more case studies at www.buildinginspiration.co.uk

Leading light into darker spaces




VELUX RIGID SUN TUNNELS (TWR 014)

When daylight is a top priority



VELUX INTEGRA® ELECTRIC
FLAT ROOF WINDOWS
(CVP 100100)



FLAT ROOF EXTENSION:

DINING ROOM WITH VELUX INTEGRA® FLAT ROOF WINDOWS

In many flat roof extensions – such as a dining room – excellent light and ventilation are a must. With VELUX flat roof windows you can maximise both of these qualities, while enhancing the overall look and feel of the project.


KEY BENEFITS


- Excellent insulation and noise reduction.
- Available fixed or VELUX INTEGRA® electrically operated.
- Clear or opaque external polycarbonate cover.

LIKE WHAT YOU SEE?

Find these products in this brochure:

WINDOWS →  Page 30

BLINDS →  Pages 30

 For further inspiration you can view more case studies at www.buildinginspiration.co.uk



EXTENSION:

KITCHEN / DINING EXTENSION

With a pitched roof as a starting point for this kitchen / dining extension, a combination of VELUX INTEGRA® roof windows were used to transform this stunning space. It's now a light, airy space that's ideal for cooking and entertaining.

KEY BENEFITS

- Bring more light into a pitched roof extension.
- Create a stunning architectural feature.
- VELUX INTEGRA® control pad makes opening and closing easy.

LIKE WHAT YOU SEE?


Find these products in this brochure:

WINDOWS →  Pages 20-21

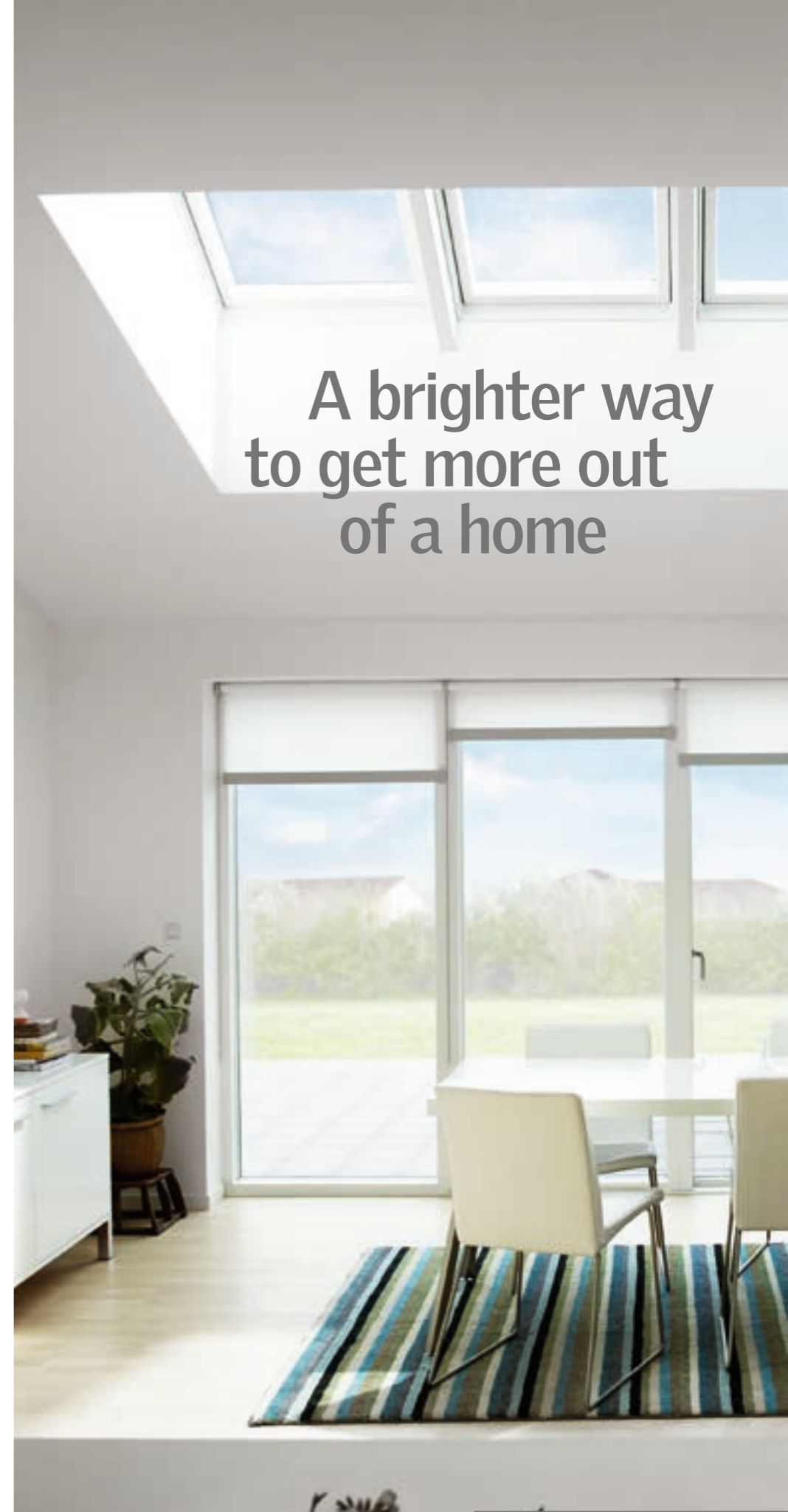
INSTALLATION →  Pages 36-37

FLASHINGS →  Pages 38-41

BLINDS →  Pages 42-47

 For further inspiration you can view more case studies at www.buildinginspiration.co.uk

A brighter way to get more out of a home



VELUX INTEGRA® SOLAR
WHITE POLYURETHANE ROOF WINDOWS
(GGU MK04 006030)

Quick Reference Size Guide

At VELUX®, we understand the importance of light to any building project. The great thing about a VELUX roof window is that it allows daylight to penetrate deep into a room, making the space feel instantly brighter.

Of course, the size of the roof window will also make a huge difference to the light in a space. It seems so obvious, but the bigger the roof window the brighter the room. It's always worth remembering that there are a wide choice of sizes and combinations available for all VELUX roof windows.

THINK BIGGER



In a sloping roof VELUX roof windows allow light to flood into your extension.



A well thought out extension can not only give your home extra space, but also add value.



VELUX flat roof windows are the perfect way to let light into a flat roof extension.

USING OUR SIZE GUIDE

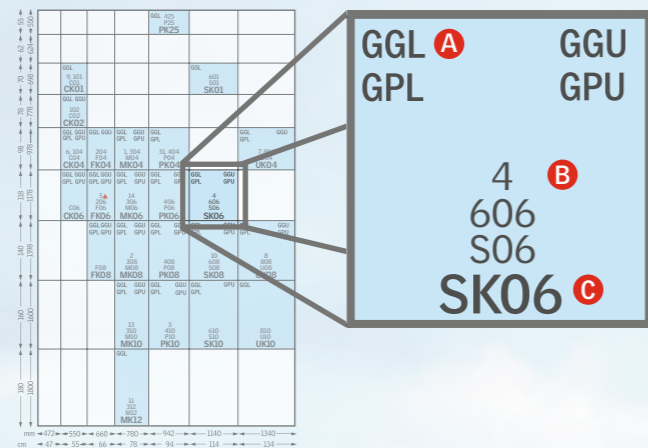
Note all sizes refer to the external frame size of the window and not the glazed area. Please refer to installation instructions for trimmed opening sizes.

For product sizes and specifications not listed in this brochure, please visit www.velux.co.uk or contact VELUX® on 01592 778 225.

Looking to replace your existing VELUX roof window? Use these handy size charts to locate your current window code and the replacement code.

For example, if your current window code is GGL4, the replacement size code for this is SK06.

All measurements are in mm and cm as indicated.


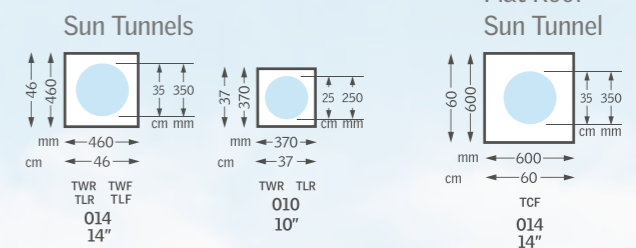
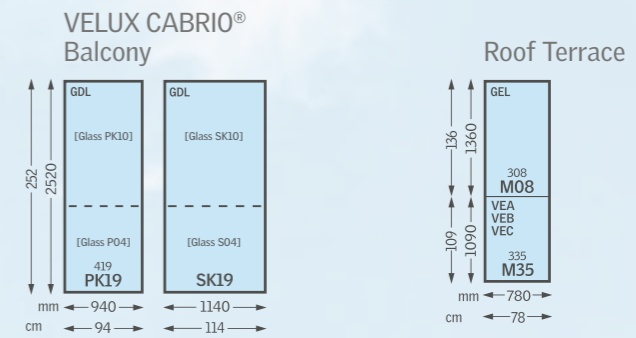


- A** VELUX Roof Window type.
- B** VELUX older generation Roof Window size code.
- C** VELUX New Generation size code.

Roof Windows

					GGL 425 PK25			
	GGL 9, 101 CK01						GGL 601 SK01	
	GGL GGU 102 CK02							
	GGL GGU 6, 104 CK04	GGL GGU 204 FK04	GGL GGU 1, 304 MK04	GGL GGU 31, 404 PK04				GGL GGU 7, 804 UK04
	GGL GGU 5, 206 FK06	GGL GGU 14, 306 MK06	GGL GGU 406 PK06	GGL GGU 4, 606 SK06				
		GGL GGU 2, 308 MK08	GGL GGU 408 PK08	GGL GGU 10, 608 SK08			GGL GGU 8, 808 UK08	
			GGL GGU 13, 310 MK10	GGL GGU 3, 410 PK10	GGL GGU 610 SK10		GGL GGU 810 UK10	
			GGL GGU 11, 312 MK12					

Note: GGL5 700mm wide.



Sloped Fixed Additional Elements

	GIL GIU	GIL GIU	GIL GIU	GIL GIU
	334 MK34	434 PK34	634 SK34	834 UK34

Vertical Elements

	VFE VIU 1/2-60 M31 MK31	VFE VIU 3-95 P31 PK31	VFE VIU 4/10-60 S31 SK31	VFE VIU 7/8-60 U31 UK31
	VFE VIU 1/2-95 M34 MK35	VFE VIU 3-95 P34 PK35	VFE VIU 4/10-95 S34 SK35	VFE VIU 7/8-95 U34 UK35
	VFE VIU 1/2-115 M36 MK36	VFE VIU 436 P36 PK36	VFE VIU 636 S36 SK36	VFE VIU UK36
	VFE VIU 338 M38 MK38	VFE VIU 438 P38 PK38	VFE VIU 638 S38 SK38	VFE VIU UK38

Flat Roof Windows

	CFP CVP 060060			
	CFP CVP 080080	CFP CVP 090090		
	CFP CVP 060090	CFP CVP 090100	CFP CVP CSP CXP 100100	
		CFP CVP CSP CXP 090120	CFP CVP CSP CXP 120120	CFP CVP 150150
		CFP CVP 100150		CFP CVP 150150

Note: All sizes for flat roof windows refer to structural opening sizes.


For more details visit www.velux.co.uk



Table shows external frame sizes in cm, please refer to installation instructions for trimmed opening sizes.

Centre-Pivot Roof Windows GGU / GGL

The classic choice



Featured window is white polyurethane finish



MORE VELUX ROOF WINDOW CHOICES, SIZES AND VIDEOS CAN BE FOUND IN OUR EXTENDED ONLINE BROCHURE



ON WINDOWS AND FLASHINGS REGISTER AT WWW.VELUX.CO.UK/GUARANTEE



A VELUX ThermoTechnology™ features innovative high performance materials in the roof window construction which provide excellent energy efficiency and insulation.



B The same bracket is used for both recessed and standard installations. A simple red and blue line system shows where the bracket should be installed.



C Click-on covers make the installation easier, faster and safer, reducing the number of screws required during installation.



D Our maintenance free, high quality pivot hinges are designed with innovative technology ensuring stability.



E The unique brushed aluminium ventilation flap makes it possible to let in fresh air even when the window is securely closed. The design lets you see whether the flap is open or closed from any angle.



F Pre-installed Pick&Click® brackets make the installation of blinds a safe and easy task.

Centre-Pivot Roof Windows

External frame size (nominal w x h) cm

Code	Glazing	55x78	55x98	55x118	78x98	66x118	78x118	78x140	134x98	94x140	114x118	94x160	134x140
White													
GGU 0050	Toughened outer pane.	£258	£274	£286	£298	£318	£336	£372	£428	£434	£446	£458	£520
GGU 0070	Laminated inner, toughened outer pane.	£274	£290	£302	£318	£338	£356	£392	£458	£464	£476	£488	£550
GGU 0060	Laminated inner, toughened outer pane. Easy-to-clean coating, enhanced noise reduction.	£324	£340	£352	£384	£404	£422	£458	£542	£548	£560	£572	£634
GGU 0066	Triple glazed. Laminated inner, toughened outer pane. Anti-dew and easy-to-clean coating.	£416	£432	£444	£484	£504	£522	£558	£660	£666	£678	£690	£752
GGU 0062	Triple glazed. Laminated inner, toughened outer with anti-dew coating. Further enhanced noise reduction.	£494	£510	£522	£584	£604	£622	£658	-	£838	£850	£862	-
GGU 0034	Opaque laminated inner, toughened outer pane.	£302	£318	£330	£346	£366	£384	£420	£492	£498	£510	£522	£584
GGU 0070Q	Laminated inner, toughened outer pane. Enhanced security.	£422	£438	-	£466	£486	£504	£540	£606	£612	£624	£636	£698
Pine													
GGL 3050	Toughened outer pane.	£216	£228	£238	£248	£266	£280	£310	£358	£362	£372	£382	£434
GGL 3070	Laminated inner, toughened outer pane.	£232	£244	£254	£268	£286	£300	£330	£388	£392	£402	£412	£464
GGL 3060	Laminated inner, toughened outer pane. Easy-to-clean coating, enhanced noise reduction.	£282	£294	£304	£334	£352	£366	£396	£472	£476	£486	£496	£548
GGL 3066	Triple glazed. Laminated inner, toughened outer pane. Anti-dew and easy-to-clean coating.	£374	£386	£396	£434	£452	£466	£496	£590	£594	£604	£614	£666
GGL 3062	Triple glazed. Laminated inner, toughened outer with anti-dew coating. Further enhanced noise reduction.	£452	£464	£474	£534	£552	£566	£596	-	£766	£776	£786	-
GGL 3070Q	Laminated inner, toughened outer pane. Enhanced security.	£380	£392	-	£416	£434	£448	£478	£536	£540	£550	£560	£612
Accessories													
ZCT 200K	100 - 180cm telescopic pole for operation of GGU / GGL Centre-Pivot roof windows.												£25
ZCT 100	100cm extension for ZCT 200K.												£15
ZOZ 012K	Security lock - key-operated window lock for GGU / GGL Centre-Pivot roof windows only.												£42
ZOZ 010K S011	Opening restrictor with key for GGU / GGL Centre-Pivot roof windows only. Suitable for roof windows of frame height 98cm and above.												£42

- ▶ All windows have a delivery time of 2 days except '66' and '62' pane windows which are 7 days and '70Q' pane windows which are 26 days.
- ▶ All accessories have a delivery time of 7 days apart from ZCT 200K which is 2 days.
- ▶ Delivery time is in working days from receipt of orders placed before 4pm.

GLAZING OPTIONS

<p>Classic installation --50 pane A cost effective glazing option providing high solar gain.</p>	<p>Above head height --70 pane Laminated inner pane for safety.</p>	<p>VELUX® recommended --60 pane Laminated inner pane for safety. Easy-to-clean coating plus greater energy efficiency and enhanced noise reduction.</p>	<p>Maximum energy efficiency --66 pane A triple glazed unit that offers an excellent level of thermal insulation. Easy-to-clean and anti-dew coating.*</p>	<p>Extra noise reduction --62 pane A triple glazed unit that offers an excellent level of sound reduction, thermal insulation and anti-dew coating.*</p>	<p>Bathroom --34 pane Laminated opaque inner pane ideal for privacy.</p>	<p>Greater security --70Q pane The double glazed unit provides enhanced security. Windows with this glazing also feature additional locks.</p>
---	--	--	---	---	---	---

*Eliminates the build-up of external condensation.

ROOF PITCH



Suitable for roof pitches between 15° and 90°.

UPGRADE TO VELUX INTEGRA®



- Ideal for hard to reach windows.
- Provides useful remote opening.
- Solar or electrically powered options available.
- Rain sensor closes window automatically in the event of rain.



See page 20 for VELUX INTEGRA® roof windows and page 35 for electric and solar conversion kits.

FINISHES



WHITE POLYURETHANE

- Perfect for contemporary interiors and white ceilings.
- Ideal for humid rooms, such as kitchens or bathrooms. The polyurethane mould has no visible joints therefore ensures a moisture resistant finish.
- Requires less maintenance than lacquered natural pine, ideal for out of reach areas.
- High quality moulded polyurethane with an insulated timber core.



LACQUERED NATURAL PINE

- Ideal for a traditional interior.
- High quality natural pine.
- Protective triple coat clear lacquer helps to preserve the timber of the window.


Next Step

Choose installation products

pages 36-37

VELUX INTEGRA® Centre-Pivot Roof Windows Electric or Solar Powered GGU / GGL

The ideal solution for out of reach situations



Featured window is white polyurethane finish



MORE VELUX ROOF WINDOW CHOICES, SIZES AND VIDEOS CAN BE FOUND IN OUR EXTENDED ONLINE BROCHURE




A VELUX ThermoTechnology™ features innovative high performance materials in the roof window construction which provides excellent energy efficiency and insulation.



B The same bracket is used for both recessed and standard installations. A simple red and blue line system shows where the bracket should be installed.



C Click-on covers make the installation easier, faster and safer, reducing the number of screws required during installation.



D Rain sensor closes window automatically in the event of rain.



E Pre-installed Pick&Click!® brackets make the installation of electric blinds a safe and easy task.



The new VELUX INTEGRA® control pad with touch screen and swipe function uses icons for easy and intuitive control.

UPGRADES

- For details on how to upgrade a manual opening window to electric operation see page 35.

ROOF PITCH



Suitable for roof pitches between 15° and 90°.

OPENING OPERATION



ELECTRIC

- Fully programmable control pad can operate roof windows, blinds, awnings and roller shutters individually or in groups.
- Easy to order and install – just plug into power supply.
- Control pad operation can be used within 20m of the window.
- Fully integrated motor which runs almost without a sound.



SOLAR POWERED

- All the same features as VELUX INTEGRA® electric roof windows, but powered by the sun.
- PV solar cell on external window frame requires direct exposure to sunlight.
- No need to plug into a power supply, making installation even quicker and easier.

FINISHES



WHITE POLYURETHANE

- Perfect for contemporary interiors and white ceilings.
- Ideal for humid rooms, such as kitchens or bathrooms. The polyurethane mould has no visible joints therefore ensures a moisture resistant finish.
- Requires less maintenance than lacquered natural pine, ideal for out of reach areas.
- High quality moulded polyurethane with an insulated timber core.



LACQUERED NATURAL PINE

- Ideal for a traditional interior.
- High quality natural pine.
- Protective triple coat clear lacquer helps to preserve the timber of the window.

VELUX INTEGRA® Electric

External frame size (nominal w x h) cm

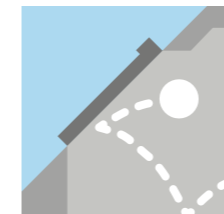
Code	Glazing	55x78	55x98	55x118	78x98	66x118	78x118	78x140	134x98	94x140	114x118	94x160	134x140
White													
GGU 007021U	Laminated inner, toughened outer pane. U-value 1.3 W/m²K	£574	£590	£602	£618	£638	£656	£692	£758	£764	£776	£788	£850
GGU 006021U	Laminated inner, toughened outer pane. Easy-to-clean coating, enhanced noise reduction. U-value 1.2 W/m²K	£624	£640	£652	£684	£704	£722	£758	£842	£848	£860	£872	£934
GGU 006621U	Triple glazed. Laminated inner, toughened outer pane. Anti-dew and easy-to-clean coating. U-value 1.0 W/m²K	£716	£732	£744	£784	£804	£822	£858	£960	£966	£978	£990	£1,052
Pine													
GGL 307021U	Laminated inner, toughened outer pane. U-value 1.3 W/m²K	£532	£544	£554	£568	£586	£600	£630	£688	£692	£702	£712	£764
GGL 306021U	Laminated inner, toughened outer pane. Easy-to-clean coating, enhanced noise reduction. U-value 1.2 W/m²K	£582	£594	£604	£634	£652	£666	£696	£772	£776	£786	£796	£848
GGL 306621U	Triple glazed. Laminated inner, toughened outer pane. Anti-dew and easy-to-clean coating. U-value 1.0 W/m²K	£674	£686	£696	£734	£752	£766	£796	£890	£894	£904	£914	£966

VELUX INTEGRA® Solar Powered

Code	Glazing	55x78	55x98	55x118	78x98	66x118	78x118	78x140	134x98	94x140	114x118	94x160	134x140
White													
GGU 007030	Laminated inner, toughened outer pane. U-value 1.3 W/m²K	£608	£624	£636	£652	£672	£690	£726	£792	£798	£810	£822	£884
GGU 006030	Laminated inner, toughened outer pane. Easy-to-clean coating, enhanced noise reduction. U-value 1.2 W/m²K	£658	£674	£686	£718	£738	£756	£792	£876	£882	£894	£906	£968
GGU 006630	Triple glazed. Laminated inner, toughened outer pane. Anti-dew and easy-to-clean coating. U-value 1.0 W/m²K	£750	£766	£778	£818	£838	£856	£892	£994	£1,000	£1,012	£1,024	£1,086
Pine													
GGL 307030	Laminated inner, toughened outer pane. U-value 1.3 W/m²K	£566	£578	£588	£602	£620	£634	£664	£722	£726	£736	£746	£798
GGL 306030	Laminated inner, toughened outer pane. Easy-to-clean coating, enhanced noise reduction. U-value 1.2 W/m²K	£616	£628	£638	£668	£686	£700	£730	£806	£810	£820	£830	£882
GGL 306630	Triple glazed. Laminated inner, toughened outer pane. Anti-dew and easy-to-clean coating. U-value 1.0 W/m²K	£708	£720	£730	£768	£786	£800	£830	£924	£928	£938	£948	£1,000

- All windows have a delivery time of 2 days except '66' pane windows, GGL 307030 and GGL 306030 which are 11 days.
- Delivery time is in working days from receipt of orders placed before 4pm.


GLAZING OPTIONS



Above head height --70 pane
Laminated inner pane for safety.



VELUX® recommended --60 pane
Laminated inner pane for safety. Easy-to-clean coating plus greater energy efficiency and enhanced noise reduction.



Maximum energy efficiency --66 pane
A triple glazed unit that offers an excellent level of thermal insulation. Easy-to-clean and anti-dew coating.*


*Eliminates the build-up of external condensation.



3 YEARS GUARANTEE
ON ALL BLINDS, ELECTRICAL PRODUCTS AND ACCESSORIES



10 YEARS GUARANTEE
ON WINDOWS AND FLASHINGS
REGISTER AT WWW.VELUX.CO.UK/ GUARANTEE



Top-Hung Roof Windows GPU / GPL

The perfect choice for loft conversions with windows in easy reach



ON WINDOWS AND FLASHINGS REGISTER AT WWW.VELUX.CO.UK/GUARANTEE

MORE VELUX ROOF WINDOW CHOICES, SIZES AND VIDEOS CAN BE FOUND IN OUR EXTENDED ONLINE BROCHURE



A VELUX ThermoTechnology™ features innovative high performance materials in the roof window construction which provides excellent energy efficiency and insulation.



B The same bracket is used for both recessed and standard installations. A simple red and blue line system shows where the bracket should be installed.



C Click-on covers make the installation easier, faster and safer, reducing the number of screws required during installation.



D For easy cleaning of the outside pane, the barrel bolt locks the roof window in a 180° position. Now both hands are free to clean the fixed pane.




E The unique brushed aluminium ventilation flap makes it possible to let in fresh air even when the window is securely closed. The design lets you see whether the flap is open or closed from any angle.



F Pre-installed Pick&Click!® brackets make the installation of blinds a safe and easy task.

Featured window is white polyurethane finish



Opens outwards for an unobstructed view and feeling of extra space.



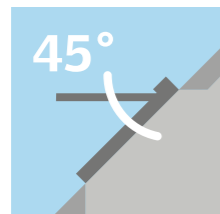
Rotates 180° for easy cleaning from inside.

ROOF PITCH



Suitable for roof pitches between 15° and 55°. Also suitable for roof pitches between 55° and 75° with special springs – please specify when ordering.

OPENING OPTIONS



45° OPENINGS
• GPU and GPL windows open to any position up to 45°.



EMERGENCY ESCAPE
• Due to the unrestricted opening area, a larger selection of windows are suitable for fire escape purposes.
• Please refer to the table on the opposite page for suitable sizes, all marked with ▲.

FINISHES



WHITE POLYURETHANE
• Perfect for contemporary interiors and white ceilings.
• Ideal for humid rooms, such as kitchens or bathrooms. The polyurethane mould has no visible joints therefore ensures a moisture resistant finish.
• Requires less maintenance than lacquered natural pine, ideal for out of reach areas.
• High quality moulded polyurethane with an insulated timber core.



LACQUERED NATURAL PINE
• Ideal for a traditional interior.
• High quality natural pine.
• Protective triple coat clear lacquer helps to preserve the timber of the window.

Top-Hung (opens to 45°)

External frame size (nominal w x h) cm

Code	Glazing	CK04	CK06▲	MK04▲	FK06▲	MK06▲	MK08▲	UK04▲	PK08▲	SK06▲	PK10▲	UK08▲
White												
GPU 0050 U-value 1.3 W/m²K	Toughened outer pane.	£360	£376	£392	£420	£442	£490	-	£572	£588	£604	£686
GPU 0070 U-value 1.3 W/m²K	Laminated inner, toughened outer pane.	£376	£392	£412	£440	£462	£510	-	£602	£618	£634	£716
GPU 0060 U-value 1.2 W/m²K	Laminated inner, toughened outer pane. Easy-to-clean coating, enhanced noise reduction.	£426	£442	£478	£506	£528	£576	-	£686	£702	£718	£800
GPU 0066 U-value 1.0 W/m²K	Triple glazed. Laminated inner, toughened outer pane. Anti-dew and easy-to-clean coating.	£518	£534	£578	£606	£628	£676	-	£804	£820	£836	£918
GPU 0062 U-value 0.85 W/m²K	Triple glazed. Laminated inner, toughened outer with anti-dew coating. Further enhanced noise reduction.	£596	£612	£678	£706	£728	£776	-	£976	£992	£1,008	-
GPU 0034 U-value 1.2 W/m²K	Laminated opaque inner, toughened outer pane.	£404	£420	£440	£468	£490	£538	-	£636	£652	£668	£750
Pine												
GPL 3050 U-value 1.3 W/m²K	Toughened outer pane.	£314	£328	£342	£366	£386	£428	£492	£500	£514	£528	£598
GPL 3070 U-value 1.3 W/m²K	Laminated inner, toughened outer pane.	£330	£344	£362	£386	£406	£448	£522	£530	£544	£558	£628
GPL 3060 U-value 1.2 W/m²K	Laminated inner, toughened outer pane. Easy-to-clean coating, enhanced noise reduction.	£380	£394	£428	£452	£472	£514	£606	£614	£628	£642	£712
GPL 3066 U-value 1.0 W/m²K	Triple glazed. Laminated inner, toughened outer pane. Anti-dew and easy-to-clean coating.	£472	£486	£528	£552	£572	£614	£724	£732	£746	£760	£830

▲ Sizes suitable for emergency escape requirements.

▶ All windows have a delivery time of 2 days, except '62' pane windows and GPU 0066 windows which are 7 days and GPL 3066 windows which are 11 days.

▶ Delivery time is in working days from receipt of orders placed before 4pm.

GLAZING OPTIONS



Classic installation --50 pane

A cost effective glazing option providing high solar gain.




Above head height --70 pane

Laminated inner pane for safety.



VELUX® recommended --60 pane

Laminated inner pane for safety. Easy-to-clean coating plus greater energy efficiency and enhanced noise reduction.



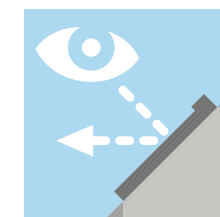
Maximum energy efficiency --66 pane

A triple glazed unit that offers an excellent level of thermal insulation. Easy-to-clean and anti-dew coating.*



Extra noise reduction --62 pane


A triple glazed unit that offers an excellent level of sound reduction and thermal insulation. Anti-dew coating.*



Bathroom --34 pane

Laminated opaque inner pane ideal for privacy.

*Eliminates the build-up of external condensation.



Conservation Roof Windows

For traditional buildings



CONSERVATION ROOF WINDOWS

When planning dictates that a window of traditional appearance is required, conservation roof windows should be considered. All of our conservation roof windows have the same superior technological features of a VELUX roof window but in a traditional black conservation style.

- Available in either Centre-Pivot or Top-Hung.
- Black external profiles and glazing bar. RAL colour 9005.
- Recessed installation for slate and tiled roofs.
- Top-Hung roof windows listed below are suitable for emergency escape.
- Other sizes and glazing options available – contact VELUX® for further information.

CENTRE-PIVOT



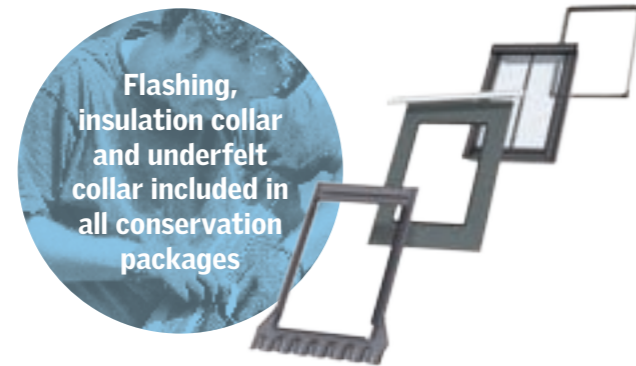
Recessed into slate	20°-90°
Plain tiles	25°-90°
Tiles	15°-90°
Recessed into tiles	20°-90°

TOP-HUNG



Recessed into slate	20°-55°
Plain tiles	25°-55°
Tiles	15°-55°
Recessed into tiles	20°-55°

For roof pitches of 55°-75°, please specify special springs when ordering.



Flashing, insulation collar and underfelt collar included in all conservation packages



ON WINDOWS AND FLASHINGS REGISTER AT WWW.VELUX.CO.UK/ GUARANTEE

Recessed Flashings

Recessed flashings provide a sleek, streamlined finish as the window is installed deeper into the roof structure (see image), meaning that less of the window protrudes above the roofline. The EDN and EDJ flashings also include a BDX insulation collar and BFX underfelt collar and are recommended by VELUX® for optimum energy efficiency.

Our full range of recessed flashings are available as part of our conservation roof window packages and help you to comply with local conservation requirements.



Grey glazing bars available for standard VELUX roof windows

Optional glazing bars for standard VELUX Roof Windows

The requirements from conservation officers throughout the country differ and the black finish featured on our conservation roof window packages may not be required in your area.

Consult your local conservation officer to see if you can create a traditional appearance by adding a glazing bar to a standard VELUX roof window with grey exterior. This will allow you to take advantage of more window styles and sizes available.

As with our standard conservation roof window, a more traditional appearance can also be achieved by installing the window deeper into the roofline with the use of VELUX recessed flashing kits (pages 38-41). Recessed flashing kits also have the advantage of providing a greater insulating value for a more energy efficient installation.




Conservation Roof Windows

(Other sizes of conservation roof windows are available subject to lead times.)

External frame size (nominal w x h) cm

Code	Description	CK04	CK06	FK06	MK06	MK08	UK04
Packages include: GGL Centre-Pivot or GPL Top-Hung roof window with glazing bar, flashing, insulation collar (BDX) and underfelt collar (BFX).							
Centre-Pivot roof windows, pine. Toughened outer pane (-50). U-value 1.3 W/m²K.							
GGL SD5N1	GGL 3550 roof window + EDN recessed flashing for slate up to 8mm thick (min 20° roof pitch)	£426	£442	£483	£545	£586	£709
GGL SD5P1	GGL 3550 roof window + EDP flashing for plain tiles up to 14mm thick (min 25° roof pitch)	£383	£398	£435	£495	£533	£648
GGL SD5W1	GGL 3550 roof window + EDW flashing for tiles up to 120mm in profile (min 15° roof pitch)	£398	£414	£452	£512	£551	£670
GGL SD5J1	GGL 3550 roof window + EDJ recessed flashing for tiles up to 90mm in profile (min 20° roof pitch)	£426	£442	£483	£545	£586	£709
Top-Hung roof windows, pine. Toughened outer pane (-50). Suitable for emergency escape. U-value 1.3 W/m²K.							
GPL SD5N1	GPL 3550 roof window + EDN recessed flashing for slate up to 8mm thick (min 20° roof pitch)	-	-	-	-	£704	-
GPL SD5P1	GPL 3550 roof window + EDP flashing for plain tiles up to 14mm thick (min 25° roof pitch)	-	-	-	-	£651	-
GPL SD5W1	GPL 3550 roof window + EDW flashing for tiles up to 120mm in profile (min 15° roof pitch)	-	-	-	-	£669	-
GPL SD5J1	GPL 3550 roof window + EDJ recessed flashing for tiles up to 90mm in profile (min 20° roof pitch)	-	-	-	-	£704	-



TO CREATE YOUR GREY CONSERVATION PACKAGE:

- Select your preferred VELUX roof window. This includes white polyurethane, pine and all operating methods (pages 18-23).
- Choose a flashing kit suitable for your specific roof pitch and roofing material – a recessed flashing kit is recommended (pages 38-41).
- Use VELUX installation products for optimum energy efficiency (pages 36-37).
- Add one or more conservation glazing bars in the corresponding size to your window.

Grey glazing bar to match grey exterior (nearest RAL 7043) finish of standard VELUX roof windows.

VELUX® recommend the use of two glazing bars for our wider windows such as SK06, UK04 and UK08.

Optional glazing bars for standard windows	CK02	CK04	MK04	UK04	CK06	FK06	MK06	SK06	MK08	PK08	UK08	PK10
2 glazing bars for SK06, UK04 & UK08	ZGA WK02 0024 £20	ZGA WK04 0024 £22		ZGA WK06 0024 £24		ZGA WK08 0024 £26		ZGA WK10 0024 £28				

- ▶ Glazing bars are not available for --66 and --62 glazing variants.
- ▶ All windows and glazing bars have a delivery time of 2 days.
- ▶ Delivery time is in working days from receipt of orders placed before 4pm.

Sloping and Vertical Combinations

Expand your view



Combine vertical and sloping white polyurethane or natural pine roof windows to expand your view and increase daylight. Ideal for one and a half storey properties.

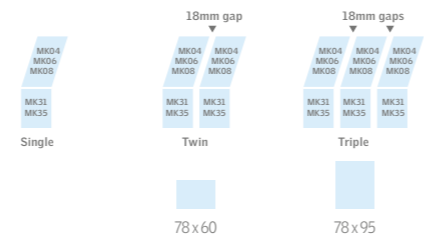
Follow the steps to find the best solution for your room:

1. Decide on your combination – single, twin or triple.
2. Select your white polyurethane or natural pine roof window(s) in size MK04, MK06 or MK08 (prices not included below). Choose from:
 - Top-Hung – see pages 22-23.
 - Centre-Pivot – see pages 18-19.
 - VELUX INTEGRA® – see pages 20-21.
3. Select your bottom vertical element(s) – size MK31 or MK35. The pine vertical element is bottom-hung and opens inwards for added ventilation and cleaning. The white vertical element is fixed.
4. Select the appropriate flashing system for your roof window size, combination and roofing material.
 - If selecting twin or triple combinations, VELUX® recommend the use of an EBY trimmer for added support and a harmonious internal finish.

Other combinations can be created – contact VELUX® for further information.



MORE VELUX ROOF WINDOW CHOICES, SIZES AND VIDEOS CAN BE FOUND IN OUR EXTENDED ONLINE BROCHURE ON WINDOWS AND FLASHINGS



Vertical Elements

External frame size (nominal w x h) cm

Code	Glazing	External frame size (nominal w x h) cm	MK31	MK35
White	Fixed			
VIU 0060 U-value 1.2 W/m²K	Laminated inner, toughened outer pane. Easy-to-clean coating. Enhanced noise reduction.		£506	£532
VIU 0066 U-value 1.0 W/m²K	Triple-glazed, laminated inner, toughened outer pane. Anti-dew and easy-to-clean coating.		£606	£632
Pine	Bottom-hung, opening inwards			
VFE 3060 U-value 1.2 W/m²K	Laminated inner, toughened outer pane. Easy-to-clean coating. Enhanced noise reduction.		£540	£570
VFE 3066 U-value 1.0 W/m²K	Triple-glazed, laminated inner, toughened outer pane. Anti-dew and easy-to-clean coating.		£640	£670

Flashings

External frame size (nominal w x h) cm

Code	Description	MK04	MK06	MK08
EFL 0012	Single installation, for slate up to 8mm thick.	£111	£116	£124
EFW 0012	Single installation, for tiles up to 120mm in profile.	£111	£116	£124
EFL 0022B	Twin installation, for slate up to 8mm thick.	£221	£232	£248
EFW 0022B	Twin installation, for tiles up to 120mm in profile.	£221	£232	£248
EFL 0032B	Triple installation, for slate up to 8mm thick.	£332	£348	£371
EFW 0032B	Triple installation, for tiles up to 120mm in profile.	£332	£348	£371

Internal Trimmer

Code	Description	MK04	MK06	MK08
EBY W10 3100	18mm gap adjustable trimmer (x1 for Twin installation, x2 for Triple installation). Pine.	-	-	£386
EBY W10 2100	18mm gap adjustable trimmer (x1 for Twin installation, x2 for Triple installation). White painted.	-	-	£450

- ▶ All windows, flashings and trimmers have a delivery time of 7 days except VFE 3066 windows which are 16 days.
- ▶ Delivery time is in working days from receipt of orders placed before 4pm.

Sloping and Fixed Combinations

Expand your view



Multiple VELUX roof windows create gorgeous, light-filled rooms and the amazing feeling of being outside. By combining VELUX roof windows you can add a great panoramic view and more natural light to give your home its own unique character. If the pitch of your roof continues to the floor, you can extend your VELUX roof window by installing an additional window element, GIU (maintenance-free white polyurethane) or GIL (clear lacquered pine wood) below. These windows have a fixed sash that cannot be opened.

Follow the steps below to find the best solution for your room:

1. Decide on your combination.
2. Select your opening roof window(s) in sizes MK04, MK06, MK08, PK08 and PK10 (prices not included below). Choose from:
 - Top-Hung – see pages 22-23.
 - Centre-Pivot – see pages 18-19.
 - VELUX INTEGRA® – see pages 20-21.
3. Select your bottom fixed element(s) – sizes MK34 or PK34.
4. Select the appropriate flashing system for your roof window size and roofing material.

Other combinations can be created – contact VELUX® for further information on combination flashings.



MORE VELUX ROOF WINDOW CHOICES, SIZES AND VIDEOS CAN BE FOUND IN OUR EXTENDED ONLINE BROCHURE ON WINDOWS AND FLASHINGS REGISTER AT WWW.VELUX.CO.UK/ GUARANTEE

Sloped Additional Elements

External frame size (nominal w x h) cm

Code	Glazing	External frame size (nominal w x h) cm	MK34	PK34
GIU 0060 U-value 1.2 W/m²K	Laminated inner, toughened outer pane. Easy-to-clean coating. Enhanced noise reduction.	78 x 92	£478	£576
GIU 0066 U-value 1.0 W/m²K	Triple-glazed, laminated inner, toughened outer pane. Anti-dew and easy-to-clean coating.	94 x 92	£578	£694
GIL 3060 U-value 1.2 W/m²K	Laminated inner, toughened outer pane. Easy-to-clean coating. Enhanced noise reduction.		£428	£516
GIL 3066 U-value 1.0 W/m²K	Triple-glazed, laminated inner, toughened outer pane. Anti-dew and easy-to-clean coating.		£528	£634

Flashings – Single

External frame size (nominal w x h) cm

Code	Description	MK04	MK06	MK08	PK08	PK10
EDL S0121	Single installation for slate up to 8mm thick.	£93	£95	£99	£106	£108
EDW S0121	Single installation for tiles up to 120mm in profile.	£103	£106	£111	£119	£122

- ▶ All windows and flashings have a delivery time of 7 days.
- ▶ Delivery time is in working days from receipt of orders placed before 4pm.


VELUX CABRIO® Balcony

Transforms from a roof window to a balcony in seconds

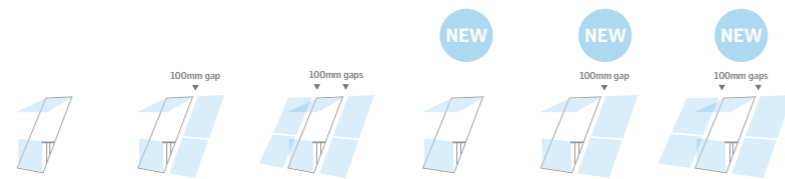


The VELUX CABRIO® Balcony transforms from a roof window into an instant balcony in seconds. This is a great way to add value and a real wow factor to a property.

- The upper section is Top-Hung and opens outwards whilst the bottom section unfolds into a glazed balcony with side railings.
- Can be easily combined with Top-Hung and fixed sloping windows to increase the daylight and view.
- Made of high quality lacquered natural pine.
- Double and triple units now include EKY (100mm) support trimmers.
- **The introduction of a new larger size provides more space allowing you to enjoy the outdoors, indoors.**
- **Now featuring triple glazing as standard which ensures an energy efficient installation.**
- All glazing used has toughened outer and laminated inner panes for additional safety.
- Easy-to-clean coating on the toughened outer pane keeps the glazing cleaner for longer.
- Top-Hung section rotates 180° and locks in place for easy cleaning of the outer pane.
- Other combinations available – contact VELUX® for further information.
- VELUX blinds are available for this product see www.veluxblindsdirect.co.uk



ON WINDOWS AND FLASHINGS REGISTER AT WWW.VELUX.CO.UK/ GUARANTEE



VELUX CABRIO® Balcony

External frame size (nominal w x h) cm


Code	Description	PK19	PK19	PK19	SK19	SK19	SK19
GDL SD0L1	VELUX CABRIO® + flashings for slate up to 8mm thick.	£1,889	-	-	£2,034	-	-
GDL SD0W1	VELUX CABRIO® + flashings for tiles up to 120mm in profile.	£1,908	-	-	£2,053	-	-
GDL SK0L221	VELUX CABRIO® + 1 x GPL & 1 x GIL. Flashings for slate up to 8mm thick.	-	£3,735	-	-	£4,022	-
GDL SK0W222	VELUX CABRIO® + 1 x GPL & 1 x GIL. Flashings for tiles up to 120mm in profile.	-	£3,735	-	-	£4,022	-
GDL SK0L321	VELUX CABRIO® + 2 x GPL & 2 x GIL. Flashings for slate up to 8mm thick.	-	-	£5,552	-	-	£5,978
GDL SK0W321	VELUX CABRIO® + 2 x GPL & 2 x GIL. Flashings for tiles up to 120mm in profile.	-	-	£5,552	-	-	£5,978

- ▶ All windows have a delivery time of 7 days.
- ▶ Delivery time is in working days from receipt of orders placed before 4pm.

Sun Tunnels

Natural daylight solutions for windowless areas


On a clear day a rigid VELUX Sun Tunnel can provide 4 times as much light as a standard 60W incandescent light bulb*



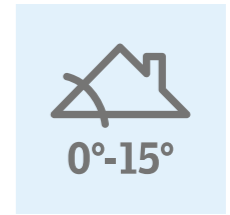
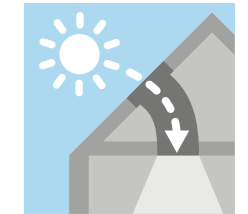
PITCHED ROOF SUN TUNNELS

Natural daylight where you never thought it could be. Ideal for windowless bathrooms, hallways and cupboards.

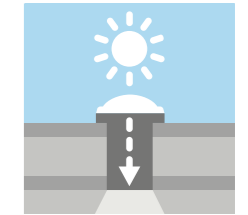
- Rigid (10" or 14") or flexible (14") tunnels.
- Exterior flat glass window appearance.
- Easy-to-clean coating keeps glass cleaner for longer.
- Easy to install with integral flashing.
- Double layer acrylic ceiling diffuser.
- Can be used for night time lighting with an optional low energy light kit.
- Comes with white ceiling ring. Ventilation outlet allows connection of an extractor fan and duct (supplied by others) available for TWR 014 and TWF 014 Sun Tunnels. Contact VELUX® for further information.



Pitched Roof Sun Tunnel



Flat Roof Sun Tunnel



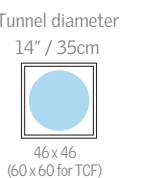
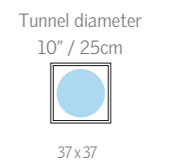
FLAT ROOF SUN TUNNELS

Ideal for bringing natural light into areas of the building where it is either not possible or not appropriate to install a flat roof window.

- Available in 14" diameter flexible tunnel.
- White PVC kerb with clear polycarbonate.
- Recommended tunnel length for optimum daylight performance: 0.2-0.9m (1.1m supplied).

CHOOSING YOUR SUN TUNNEL

- VELUX® recommend rigid sun tunnels for maximum light.
- Recommended tunnel length for rigid sun tunnel 0.9-6.0m (1.85m of tunnel supplied, additional length made up with ZTR extension sections).
- Flexible Sun Tunnels are recommended for tunnel lengths of 0.4m-1.5m (2.0m supplied) in cases where a rigid installation would be more difficult due to an obstacle in the loft space.



Sun Tunnels

External frame size (nominal w x h) cm

Code	Description	10" diameter	14" diameter
Rigid Sun Tunnels			
TWR 010 2010	10" diameter rigid tunnel for tiles up to 120mm in profile.	£265	-
TLR 010 2010	10" diameter rigid tunnel for slate up to 8mm thick.	£265	-
TWR 014 2010	14" diameter rigid tunnel for tiles up to 120mm in profile.	-	£305
TLR 014 2010	14" diameter rigid tunnel for slate up to 8mm thick.	-	£305
Flexible Sun Tunnels			
TWF 014 2010	14" diameter flexible tunnel for tiles up to 120mm in profile.	-	£265
TLF 014 2010	14" diameter flexible tunnel for slate up to 8mm thick.	-	£265
Flat Roof Sun Tunnels			
TCF 014 0010	14" diameter flat roof flexible tunnel with polycarbonate cover.	-	£320
Accessories			
ZTR 010 0062	600mm extension section for 10" rigid diameter sun tunnel.	£57	-
ZTR 014 0062	600mm extension section for 14" rigid diameter sun tunnel.	-	£57
ZTR 014 0124	1,200mm extension section for 14" rigid diameter sun tunnel.	-	£110
ZTL 014	Low-energy light kit for 10" and 14", fits inside tunnel, requires mains connection. Bulb supplied.	-	£73

- ▶ All Sun Tunnels and accessories have a delivery time of 2 days.
- ▶ Delivery time is in working days from receipt of orders placed before 4pm.
- *Test conditions: TWR model tested with 1m of rigid tunnel on a 15° pitched south-facing roof with one elbow joint.



MORE VELUX ROOF WINDOW CHOICES, SIZES AND VIDEOS CAN BE FOUND IN OUR EXTENDED ONLINE BROCHURE

Flat Roof Solutions


Innovative VELUX® solution for bringing large amounts of daylight through a flat roof



ON WINDOWS AND FLASHINGS



ON ALL BLINDS, ELECTRICAL PRODUCTS AND ACCESSORIES



1265

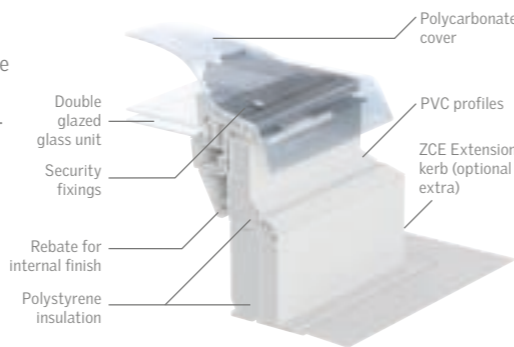
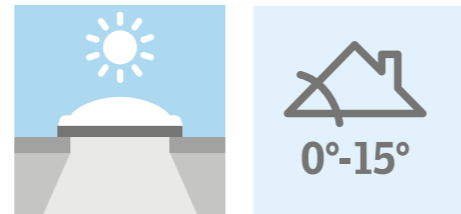
1016

1259




FLAT ROOF WINDOW

- Double-glazed window with protective polycarbonate cover.
- Excellent sound insulation from rain and hail.
- Available fixed (without background ventilation) or VELUX INTEGRA® electrically operated with hidden motor, rain sensor and control pad.
- Certified to European Security Standards EN 1627-30.
- Energy efficient with an interior area U_w-value of 1.4W/m²K (certified to EN 12567-2) and an external surface area U_d-value of 0.72W/m²K.
- Clear or opaque polycarbonate cover.
- Available in 9 sizes with kerb height of 150mm.
- AA fire rated.
- 150mm extension kerb allows installation in warm or sedum roof constructions.
- CVP version now includes new KLR 200 touch-screen control pad.



Flat Roof Window

External frame size including kerb (nominal w x h) cm
Structural openings (nominal w x h) cm



Code	Description	060060	060090	080080	090090	100100	090120	120120	100150	150150
Fixed										
CFP S00G	Fixed without ventilation, clear polycarbonate cover.	£436	£467	£492	£567	£615	£650	£749	£786	£988
CFP S00H	Fixed without ventilation, opaque polycarbonate cover.	£436	£467	£492	£567	£615	£650	£749	£786	£988
VELUX INTEGRA®										
CVP S06G	VELUX INTEGRA® electric, clear polycarbonate cover.	£826	£857	£882	£957	£1,005	£1,040	£1,139	£1,176	£1,378
CVP S06H	VELUX INTEGRA® electric, opaque polycarbonate cover.	£826	£857	£882	£957	£1,005	£1,040	£1,139	£1,176	£1,378
Accessories										
ZCE 0015	Extension kerb 150mm. Also compatible with CXP.	£140	£147	£151	£165	£179	£182	£202	£204	£237
ZZZ 210	Frame fixing kit for roof material. Also compatible with CXP.	£32	£34	£35	£38	£41	£42	£46	£47	£54

- ▶ All windows and accessories have a delivery time of 2 days.
- ▶ Delivery time is in working days from receipt of orders placed before 4pm.

Flat Roof Blinds


Window size	060060	060090	080080	090090	100100	090120	120120	100150	150150
FMG Electric Pleated Blinds , specifically designed to fit dimensions of CFP and CVP flat roof windows. Available in cream (1259), white (1016) and metallic blue (1265).	£260	£265	£270	£276	£281	£286	£291	£296	-
KUX 110 – Additional control system to allow FMG blind to be fitted to CFP fixed version. £94									
MSG heat-reduction Awning Blind . Fitted between glazing and polycarbonate dome. Solar Powered. Available in white (6090).	£285	£290	£295	£301	£306	£311	£316	£321	-

- ▶ Solar cell on MSG requires direct exposure to sunlight.
- ▶ All blinds have a delivery time of 7 days.
- ▶ Delivery time is in working days from receipt of orders placed before 4pm.

Flat Roof Exit Solutions




- Manually operated flat roof exit solution.
- Double-glazed window with polycarbonate cover.
- Opening angle of approximately 60°.
- Available in three sizes – 100100, 090120 and 120120.
- Clear or opaque polycarbonate cover.
- Excellent insulating value and sound reduction.
- Note: this product is not compatible with VELUX flat roof blinds FMG and MSG.



Flat Roof Window

External frame size including kerb (nominal w x h) cm
Structural openings (nominal w x h) cm



Code	Description	100100	090120	120120
CXP S04G	Manually operated. Clear polycarbonate cover.	£1,004	£1,055	£1,200
CXP S04H	Manually operated. Opaque polycarbonate cover.	£1,004	£1,055	£1,200

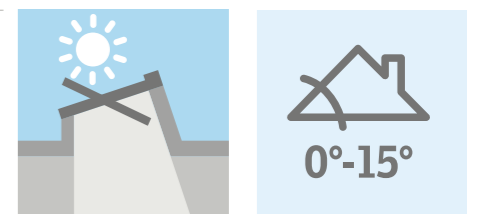
- ▶ All windows have a delivery time of 7 days.
- ▶ Delivery time is in working days from receipt of orders placed before 4pm.



FLAT ROOF KERB

All the benefits of a VELUX roof window in a flat roof.


- Insulated timber kerbs to allow the installation of standard VELUX roof windows in a flat roof.
- Select the insulated timber kerb to match the size of your roof window.
- Allows you the flexibility to select the most appropriate type of roof window for your application such as white polyurethane finish or VELUX INTEGRA®.
- Glazing with a laminated inner pane is recommended for high level applications.
- Roofing material is dressed up the sides of the kerb, then overlapped with the aluminium cover parts.
- **Roof window not included.**



ON WINDOWS AND FLASHINGS

Flat Roof Kerb

External window frame size (nominal w x h) cm
Structural openings (nominal w x h) cm



Code	Description	CK02	CK04	MK04	MK06	MK08	SK06	UK08
ECX 0000T	Insulated timber kerb only.	£311	£318	£358	£375	£400	£443	£508

- ▶ All kerbs have a delivery time of 2 days.
- ▶ Delivery time is in working days from receipt of orders placed before 4pm.

Smoke Ventilation System


For situations where smoke ventilation is required

For more information and details visit
www.velux.co.uk



Available for 1m² (S06 size) or 1.5m² (U08 size) of smoke-free ventilation area.

- Centre-Pivot roof window made of high quality lacquered natural pine.
- For Geometric Smoke Ventilation our systems are tested and certified to EN ISO 12101-2 for Roof Pitches from 15-90°.
- For Aerodynamic Smoke Ventilation our systems are tested and certified to EN ISO 12101-2 for Roof Pitches from 15-60°.
- Comes with laminated inner pane for additional safety with easy-to-clean coating on outer pane to keep the glazing cleaner for longer.
- System can be upgraded to comply with aerodynamic smoke ventilation requirements by the inclusion of the optional KFD external wind deflector.



ON WINDOWS
AND FLASHINGS



ON ALL BLINDS,
ELECTRICAL PRODUCTS
AND ACCESSORIES



Smoke Ventilation System

External frame size (nominal w x h) cm

Code	Description	S06	U08
		114 x 118	134 x 140
Packages include: Single electrically operated GGL lacquered natural pine roof window, toughened outer pane with easy-to-clean coating and laminated inner pane for additional safety, 1 smoke sensor, 1 break glass point, 1 wall control unit and suitable flashing. Electrical control system and wind deflector requires installation on site. Single S06 roof window provides 1m ² of smoke ventilation, whilst the U08 system provides 1.5m ² . Additional smoke sensors and break glass units can be purchased separately.			
GGL SD0L1	GGL 3073 roof window + flashings for slate up to 8mm thick (15°-90° roof pitch).	U-value 1.4 W/m ² K	£1,500
GGL SD0W1	GGL 3073 roof window + flashings for tiles up to 120mm in profile (15°-90° roof pitch).	U-value 1.4 W/m ² K	£1,513
KFD 0000	Wind deflector (for compliance to aerodynamic smoke ventilation requirements).		£458


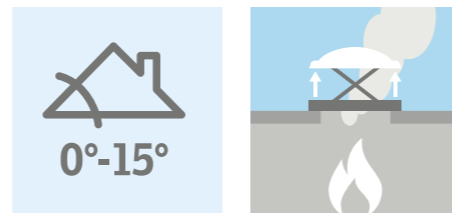
- ▶ All windows have a delivery time of 2 days. KFD 0000 has a delivery time of 7 days.
- ▶ Delivery time is in working days from receipt of orders placed before 4pm.



FLAT ROOF SMOKE VENTILATION SYSTEM

Innovative solution for a flat roof where smoke ventilation is required. Available for 0.88m² (100x100cm) or 1.30m² (120x120cm) of smoke-free ventilation area.

- Double-glazed window with protective polycarbonate cover.
- AA fire rated.
- Tested and certified to EN ISO 12101-2.
- **Smoke sensors, control systems and break glass units to be purchased separately.**



Flat Roof Smoke Ventilation

External frame size (nominal w x h) cm
Structural opening size (nominal w x h) cm

Code	Description	100100	120120
		118 x 118 100 x 100	138 x 138 120 x 120
Packages include: Insulated kerb with double-glazed unit with toughened outer pane and laminated inner pane for additional safety. Comes with separate polycarbonate cover and security fixings. On-site flashings required.			
CSP S10G	CSP flat roof window + clear polycarbonate cover.	£1,781	£2,102
CSP S10H	CSP flat roof window + opaque polycarbonate cover.	£1,781	£2,102
Accessories			
KFX 110	Control system for operation of one window.	-	£732
KFX 120	Control system for operation of two windows.	-	£938
KFA 100	Smoke sensor.	-	£70
KFK 100	Break glass unit.	-	£70


- ▶ All windows and accessories have a delivery time of 2 days.
- ▶ Delivery time is in working days from receipt of orders placed before 4pm.

Rooflights for Uninhabited Spaces



ROOFLIGHTS

- Frame and integrated flashing made of maintenance-free polyurethane.
- Operated using a handle with three ventilation positions.
- Extruded aluminium sash which can be hinged on both sides, opening to an angle of 90°.
- Opening restrictor which engages at 90° only.
- Black internal and external finish.



ON WINDOWS
AND FLASHINGS



UNINHABITED SPACES

Our rooflights are designed in such a way that you have the opportunity to bring light into uninhabited spaces. It is not advisable to use these rooflights in habitable rooms because of their thermal performance.

Rooflights for Uninhabited Spaces

External frame size (nominal w x h) cm

Code	Description	54 x 83	46 x 61
GVT 103 0059Z	Side-hung outward-opening rooflight.	£188	-
GVK 0000Z	Side-hung outward-opening rooflight.	-	£138

- ▶ All rooflights have a delivery time of 7 days.
- ▶ Delivery time is in working days from receipt of orders placed before 4pm.

Replacing Existing Roof Windows

Replacing your roof windows is quick and straightforward with VELUX®

It's never
been easier to
update your roof
windows

REPLACING EXISTING ROOF WINDOWS

VELUX® have provided the same range of roof window sizes for the last 40 years, so it is usually very easy to find a direct size match.

- Minimal disruption as windows are replaced at the existing aperture.
- Replacement installation can typically be carried out in a day.
- Work can be carried out from the inside – no need for external scaffolding.



ALWAYS IMPROVING


VELUX® continuously work towards improving our products and their energy efficiency.

- Improved thermal performance and sound reduction for greater comfort.
- More attractive design and better integration into the roof.
- Improved air tightness and insulation around the window when using VELUX installation products together with the window. See pages 36-37.
- Upgrade to a white finish or electrical / solar remote operation.
- **VELUX INTEGRA® solar powered roof windows** are ideal for replacing older windows as no wiring is required.



THINK BIGGER

Replacing a roof window is the perfect opportunity to bring even more light in. You'd be surprised how much brighter a room can become if you make the window even slightly bigger. Or, by adding a second roof window to the one you are replacing, you get twice the light.



FLASHINGS FOR REPLACEMENT WINDOWS

These allow the replacement of an older VELUX roof window into the existing aperture. We have been producing roof window solutions globally for 70 years and have constantly improved their performance, making them more energy efficient.

The EL and EW replacement flashings now come with an insulation collar as standard, improving thermal efficiency.

For more information
and details visit
www.velux.co.uk/replacement

Replacement Window Flashings

Code	Description	Window Size											
		55x70	55x78	55x98	78x98	66x118	78x118	78x140	134x98	94x140	114x118	94x160	134x140
CK01		(101)	(102)	(104)	(304)	(206)	(306)	(308)	(804)	(408)	(606)	(410)	(808)
For replacing single roof windows installed before April 2001.		(101)	(102)	(104)	(304)	(206)	(306)	(308)	(804)	(408)	(606)	(410)	(808)
(Window size to be replaced shown in brackets.)		(9)	(6)	(1)	(14)	(2)	(7)	(4)	(3)	(8)			
EL 6000	For slate up to 8mm thick.	£114	£115	£117	£131	£131	£136	£145	£165	£157	£158	£164	£177
EW 6000	For tiles up to 120mm thick.	£114	£115	£117	£131	£131	£136	£145	£165	£157	£158	£164	£177
ELX 0000	Adaptor flashing for combinations. Also for use in conjunction with EDL & EDW.	£71	£71	£72	£81	£81	£85	£91	£107	£102	£101	£105	£115

- ▶ All replacement flashings have a delivery time of 7 days.
- ▶ Delivery time is in working days from receipt of orders placed before 4pm.

Upgrading Existing Roof Windows

Improve the performance of existing roof windows with enhanced glazing and automated electrical and solar operation

For more information
and details visit
www.velux.co.uk/replacement

Watch our installation videos
www.velux.co.uk/installers

UPGRADE MANUAL ROOF WINDOWS TO VELUX INTEGRA® ELECTRIC AND SOLAR POWERED OPERATION

Ideal for out-of-reach situations.



KSX 100	Conversion kit to upgrade to full VELUX INTEGRA® solar powered functionality of GGU or GGL Centre-Pivot roof windows installed between April 1986 and January 2014 (includes rain sensor). Not compatible with M27, P25 and 425.	£350
KSX 100K	Conversion kit to upgrade to full VELUX INTEGRA® solar powered functionality of GGU or GGL Centre-Pivot roof windows installed after February 2014 (includes rain sensor). Not compatible with CK01, CK02, MK27, PK25 and SK01.	£400
KMX 100	Electric conversion kit to upgrade to full VELUX INTEGRA® functionality of GGU or GGL Centre-Pivot roof windows installed between April 1986 and January 2014 (includes rain sensor). Not compatible with M27, P25 and 425.	£328
KMX 110K	Electric conversion kit to upgrade to full VELUX INTEGRA® functionality of GGU or GGL Centre-Pivot roof windows installed after February 2014 (includes rain sensor). Not compatible with CK01, CK02, MK27, PK25 and SK01.	£328
KLR 200	VELUX INTEGRA® control pad for use with VELUX INTEGRA® roof windows manufactured after 2005.	£120

Upgrading Existing Roof Windows

Advances in pane technology allow the upgrading of existing glazing units to provide better heat and sound insulation properties. All panes are AA fire rated.

For windows manufactured before April 2001.

Code	Glazing	9	102	6	104	5	304	206	306	308	804	606	410	808
(Window size of pane to be replaced shown in brackets.)		(9)	(102)	(6)	(104)	(5)	(304)	(206)	(306)	(308)	(804)	(606)	(410)	(808)
IPL 0059C	Toughened outer pane	£64	£69	£70	£70	£84	£78	£84	£90	£98	£114	£115	£140	£176
U-value 1.7 W/m²K*														

For windows manufactured after April 2001.

Code	Glazing	C02	C04	C06	M04	F06	M06	M08	U04	P08	S06	P10	U08
IPL 0059	Toughened outer pane.	£69	£70	£75	£78	£84	£90	£98	£114	£139	£115	£140	£176
U-value 1.1 W/m²K*													
IPL 0034	Obscure inner, toughened outer pane.	£91	£93	£99	£103	£111	£119	£130	£150	£183	£152	£185	£233
U-value 1.1 W/m²K*													
IPL 0073	Laminated inner, toughened outer pane.	£77	£79	£84	£87	£94	£101	£110	£128	£156	£129	£157	£197
U-value 1.1 W/m²K*													
IPL 0060	Laminated inner, toughened outer pane. Easy-to-clean coating, noise reduction.	£115	£118	£126	£131	£142	£152	£165	£191	£233	£194	£236	£296
U-value 1.0 W/m²K*													

For windows manufactured after February 2014.

Code	Glazing	CK02	CK04	CK06	MK04	FK06	MK06	MK08	UK04	PK08	SK06	PK10	UK08
IPL 0050	Toughened outer pane.	£69	£70	£75	£78	£84	£90	£98	£114	£139	£115	£140	£176
U-value 1.1 W/m²K*													
IPL 0034	Opaque laminated inner, toughened outer pane.	£91	£93	£99	£103	£111	£119	£130	£150	£183	£152	£185	£233
U-value 1.0 W/m²K*													
IPL 0070	Laminated inner, toughened outer pane.	£77	£79	£84	£87	£94	£101	£110	£128	£156	£129	£157	£197
U-value 1.1 W/m²K*													
IPL 0060	Laminated inner, toughened outer pane. Easy-to-clean coating, noise reduction.	£115	£118	£126	£131	£142	£152	£165	£191	£233	£194	£236	£296
U-value 1.0 W/m²K*													

*Centre-pane value

- ▶ All conversion kits have a delivery time of 2 days. KLR 200 has a delivery time of 7 days. All replacement roof window panes have a delivery time of 7 days.
- ▶ Delivery time is in working days from receipt of orders placed before 4pm.

Installation Products

Building regulations relating to insulation and air-tightness of window installations are becoming more stringent. VELUX® have developed a range of installation products to help make it quick and easy for you to be compliant.



LINING KIT – LSG

- Used as a mounting base for the internal lining around VELUX roof windows on the inside of the sloping ceiling.
- Ensures quick and easy installation.
- BBX vapour barrier is included within LSG 1000.
- Roof thickness (excluding internal finish):
Standard installation: 270mm min – 750mm max
Recessed installation: 310mm min – 790mm max.



VAPOUR BARRIER – BBX

- Helps prevent condensation from forming in the roof construction.
- Complete vapour barrier collar, fully welded in all corners.
- A fully welded rubber gasket with a double pressure seal guarantees speedy installation and a vapour and air tight solution.
- Reinforced corners for extra security against perforation.
- VELUX installation tool helps fit the collar in a matter of minutes.



INSULATION COLLAR – BDX

- Insulates around the roof window frame, reducing heat loss and eliminating cold bridges.
- Makes insulating and installing the window a simple process.
- Comes with underfelt collar (BFX).
- Made to all standard roof window sizes.
- Click fittings ensure fast and accurate assembly.



ROOF WINDOW

- The performance of your selected VELUX roof window is optimised by the use of installation products.
- All VELUX roof windows are compatible with VELUX installation products.
- Simply select your desired size, style and glazing option.



UNDERFELT COLLAR – BFX

- Ensures a weather-tight seal between the roof window and the roof.
- Can also be purchased separately from the insulation collar (BDX).
- Pleated material ensures a flexible and tight seal to the underfelt of the roof, whatever its construction.
- Made from diffusion open material to minimise risk of condensation.
- Comes with transverse drainage gutter to lead water away from the head of the window if a tile or slate is broken above the window.
- Welded corners ensure a watertight and simple installation.



FLASHING

- Marries the roof window to the roofing material and ensures a weather-tight seal.
- Standard VELUX flashings are compatible with VELUX installation products.

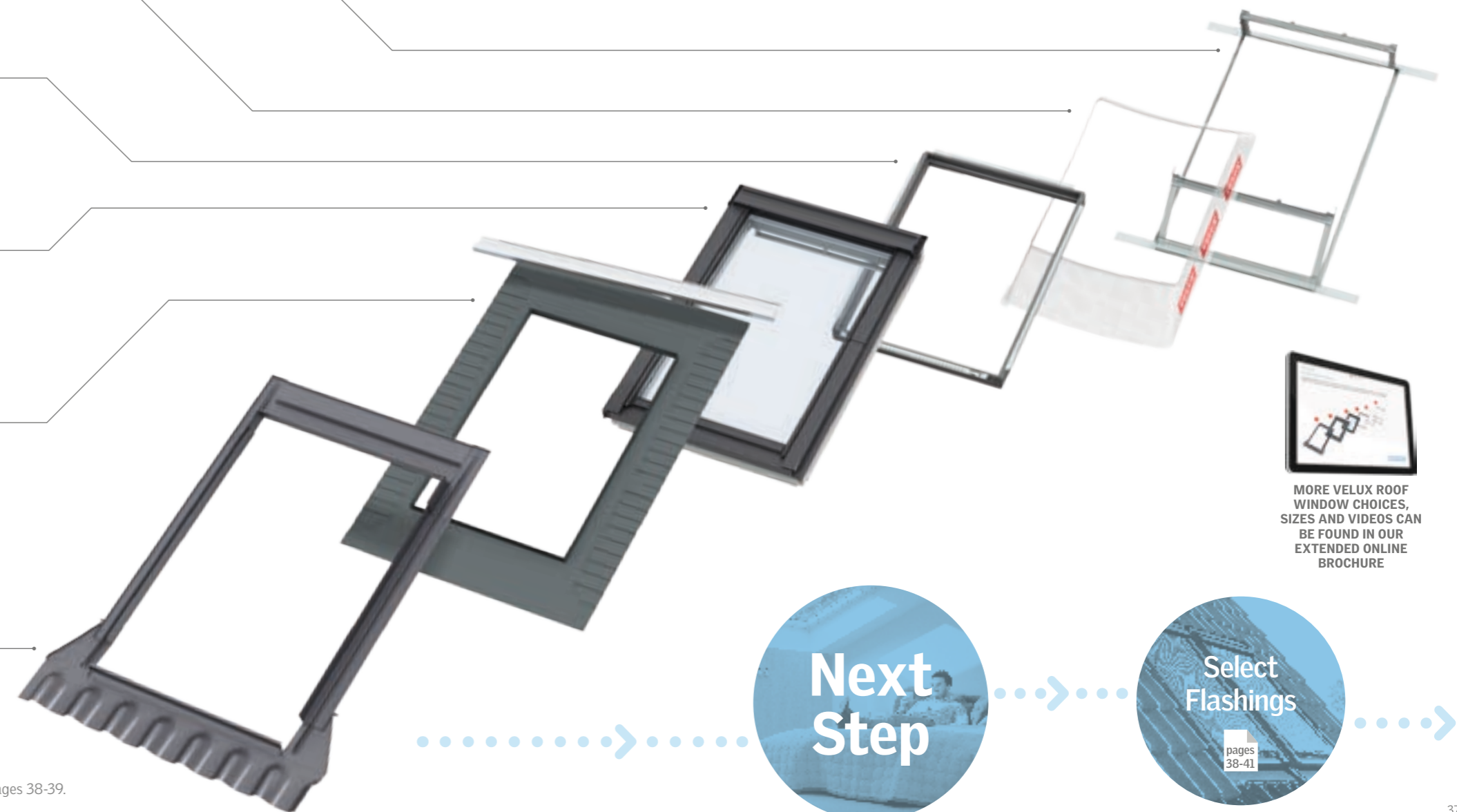
For use of installation products with recessed flashings, see packages on pages 38-39.

Installation Products

External frame size (nominal w x h) cm

Code	Description	55 x 78	55 x 98	55 x 118	78 x 98	66 x 118	78 x 118	78 x 140	134 x 98	94 x 140	114 x 118	94 x 160	134 x 140
BDX 2000	Insulation collar for EDL / EDP / EDZ / EDW (also includes BFX underfelt collar).	£30	£31	£33	£34	£34	£35	£37	£39	£38	£39	£40	£42
BDX 2011	Insulation collar for EBL / EBW / EBP twin installations (18mm gap).	£93	£96	£101	£105	£105	£109	£114	£119	£118	£119	£124	£129
BDX 2011E	Insulation collar for EKL / EKW and EKP coupled installations (100mm gap).	£93	£96	£101	£105	£105	£109	£114	£119	£118	£119	£124	£129
BFX 1000	Underfelt collar and transverse drainage gutter.	£21	£22	£23	£23	£23	£24	£26	£27	£27	£27	£28	£29
BBX 0000	Vapour barrier.	£22	£23	£24	£24	£24	£25	£27	£28	£28	£28	£29	£30
LSG 1000	Kit for lining including BBX vapour barrier.	£52	£53	£54	£55	£55	£56	£58	£63	£59	£60	£62	£64

- ▶ All installation products have a delivery time of 2 days except LSG 1000 which is 7 days.
- ▶ Delivery time is in working days from receipt of orders placed before 4pm.



MORE VELUX ROOF WINDOW CHOICES, SIZES AND VIDEOS CAN BE FOUND IN OUR EXTENDED ONLINE BROCHURE

Next Step

Select Flashings

pages 38-41

Flashings

VELUX® provide a range of flashing options to suit your roofing material. The table below will help you to select the most appropriate flashing for your installation.

COMPATIBILITY

To find out more about the compatibility of roofing materials and flashings, and to learn more about different installations (such as thatch and interlocking slate tile), please go to www.velux.co.uk/flashings




ON WINDOWS AND FLASHINGS



MORE VELUX ROOF WINDOW CHOICES, SIZES AND VIDEOS CAN BE FOUND IN OUR EXTENDED ONLINE BROCHURE

Opening sizes depend on the flashing used. Instructions available online.



This image is for illustration purposes only. Colour not a true representation.

2000 version now cheaper than buying the flashing and insulation collar separately

For more details visit www.velux.co.uk

Watch our installation videos www.velux.co.uk/installers

RECESSED FLASHINGS

Recessed flashings provide a sleek and streamlined finish as the window is installed deeper into the roof structure (see image below), meaning that less of the window protrudes above the roofline. The EDN and EDJ 2000 flashings also include BDX insulation collar and BFX underfelt collar and are recommended by VELUX® for optimum energy efficiency.

Recessed installation height – install the brackets at the sides of the window frame, at the blue line level.



STANDARD WINDOW FLASHINGS

VELUX® provide a range of flashing options to suit your roofing material. The table on the opposite page will help you to select the most appropriate flashing.

Standard installation height – install the brackets at the top and the bottom of the window frame, at the red line level.



Featured: EDJ recessed tile installation.



Featured: EDW standard tile installation.

EDL / EBL / EKL



15°-90°

- Flashings for installing roof windows into slate up to 8mm thick.
- Not for interlocking slate.

EDZ



20°-90°

- Flashings for installing one roof window into flat or profiled roofing material.
- Minimum profile of 15mm and maximum profile of 45mm.

EDJ / EKJ



20°-90°

- For recessed installation of roof windows into flat or profiled roofing material up to 90mm in profile.
- EDJ 2000 Includes BDX insulation collar as standard.

EDW / EBW / EKW



15°-90°

- Flashings for installing roof windows into flat or profiled roofing material up to 120mm in profile.
- Also for interlocking slate, thatch and profiled sheeting.

EDN / EKN



20°-90°

- For recessed installation of roof windows into slate up to 8mm thick.
- EDN 2000 Includes BDX insulation collar as standard.
- Not for interlocking slate.

EDP / EBP / EKP




25°-90°

- Flashings for installing roof windows into plain tiles (max length 300mm).
- Maximum thickness of 14mm.

Recessed Flashings

External frame size (nominal w x h) cm




Code	Description	CK02	CK04	CK06	MK04	FK06	MK06	MK08	UK04	PK08	SK06	PK10	UK08
EDN 0000	For recessed installation in slate up to 8mm thick. Roof pitch 20°-90°.	£67	£69	£72	£77	£77	£81	£87	£102	£97	£96	£100	£110
EDJ 0000	For recessed installation in tiles up to 90mm in profile. Roof pitch 20°-90°.	£67	£69	£72	£77	£77	£81	£87	£102	£97	£96	£100	£110

Recessed flashings including insulation collar and underfelt collar for optimal thermal performance

EDN 2000	For recessed installation in slate up to 8mm thick. Roof pitch 20°-90°.	£102	£105	£109	£116	£116	£122	£129	£146	£141	£141	£145	£158
EDJ 2000	For recessed installation in tiles up to 90mm in profile. Roof pitch 20°-90°.	£102	£105	£109	£116	£116	£122	£129	£146	£141	£141	£145	£158

Standard Window Flashings

External frame size (nominal w x h) cm



Code	Description	CK02	CK04	CK06	MK04	FK06	MK06	MK08	UK04	PK08	SK06	PK10	UK08
Tiles													
EDZ 0000	For tiles up to 45mm in profile. Roof pitch 20°-90°.	£48	£49	£51	£55	£55	£57	£61	£72	£68	£68	£70	£78
EDW 0000	For tiles up to 120mm in profile. Roof pitch 15°-90°.	£57	£58	£60	£65	£65	£68	£73	£86	£81	£81	£84	£92
EDP 0000	For plain tiles up to 14mm thick. Roof pitch 25°-90°.	£48	£49	£51	£55	£55	£57	£61	£72	£68	£68	£70	£78
Slate													
EDL 0000	For slate up to 8mm thick. Roof pitch 15°-90°.	£48	£49	£51	£55	£55	£57	£61	£72	£68	£68	£70	£78


- All flashings have a delivery time of 2 days.
- Delivery time is in working days from receipt of orders placed before 4pm.
- Flashing colour NCS: S 7500-N. (Nearest RAL colour: 7043.) Flashings also available in titanium zinc, copper and a wide range of colours to match the roof window finish. See Twin and Combination flashings on pages 40-41.



Twin and Combination Flashings

Opening sizes depend on the flashing used. Instructions available online.

To watch our guide to energy efficient installation visit www.velux.co.uk/installers



TWIN 18MM GAP

COUPLED 100MM GAP

DUO 100MM GAP

TRIPLE 100MM GAP

QUATTRO 100MM GAP

Twin and Combination Flashings

External frame size (nominal w x h) cm




Code	Description	CK02	CK04	CK06	MK04	FK06	MK06	MK08	UK04	PK08	SK06	PK10	UK08
EBL 0021B Twin	Side by side with 18mm gap for slate up to 8mm thick.	£141	£145	£151	£163	£163	£171	£182	£215	£203	£202	£210	£231
EBW 0021B Twin	Side by side with 18mm gap for tiles with a max. profile 120mm.	£141	£145	£151	£163	£163	£171	£182	£215	£203	£202	£210	£231
EBP 0021B Twin	Side by side with 18mm gap for plain tiles up to 14mm thick.	£141	£145	£151	£163	£163	£171	£182	£215	£203	£202	£210	£231
EBL 0021C Twin	Side by side with 50mm gap for slate up to 8mm thick.	£141	£145	£151	-	-	-	-	-	-	-	-	-
EBW 0021C Twin	Side by side with 50mm gap for tiles with a max. profile 120mm.	£141	£145	£151	-	-	-	-	-	-	-	-	-
EKL 0021E Coupled	Side by side with 100mm gap for slate up to 8mm thick.	£122	£125	£131	£140	£140	£147	£157	£185	£176	£174	£181	£199
EKW 0021E Coupled	Side by side with 100mm gap for tiles with a max. profile 120mm.	£122	£125	£131	£140	£140	£147	£157	£185	£176	£174	£181	£199
EKP 0021E Coupled	Side by side with 100mm gap for plain tiles up to 14mm thick.	£119	£121	£127	£137	£137	£143	£153	£180	£171	£169	£176	£194
EKL S0122 Duo	Above / below with 100mm gap for slate up to 8mm thick.	£127	£130	£136	£146	£146	£153	£163	£192	£182	£181	£188	£208
EKW S0122 Duo	Above / below with 100mm gap for tiles with a max. profile 120mm.	£136	£139	£145	£156	£156	£164	£175	£206	£195	£194	£202	£222
EKL S0312 Triple	Side by side with 100mm gap for slate up to 8mm thick.	£183	£187	£196	£210	£210	£221	£236	£278	£264	£261	£272	£299
EKW S0312 Triple	Side by side with 100mm gap for tiles with a max. profile 120mm.	£183	£187	£196	£210	£210	£221	£236	£278	£264	£261	£272	£299
EKL S0222 Quattro	Group of 4 with 100mm gap for slate up to 8mm thick.	£280	£287	£301	£322	£322	£339	£361	£425	£404	£400	£417	£459
EKW S0222 Quattro	Group of 4 with 100mm gap for tiles with a max. profile 120mm.	£280	£287	£301	£322	£322	£339	£361	£425	£404	£400	£417	£459
EKJ S0021E Coupled Recessed	Side by side with 100mm gap for tiles with max. profile 90mm.	£158	£162	£170	£182	£182	£192	£204	£240	£228	£226	£234	£258
EKN S0021E Coupled Recessed	Side by side with 100mm gap for slate up to 8mm thick.	£158	£162	£170	£182	£182	£192	£204	£240	£228	£226	£234	£258

- ▶ Delivery time for all Coupled Flashings is 2 days except coupled recessed flashings which are 7 days. All other flashings have a delivery time of 7 days except EBP 0021B which is 11 days.
- ▶ Delivery time is in working days from receipt of orders placed before 4pm.
- ▶ Flashing colour NCS: S 7500-N. (Nearest RAL colour: 7043). Twin and combination flashings are also available in titanium zinc, copper and a wide range of colours to match the roof window finish.
- ▶ Other recessed combination flashing options are available subject to lead times.
- ▶ Contact our customer support team for details on recessed triple and quattro options.

SUPPORT TRIMMERS

- Support trimmers by VELUX® provide structural support and also a harmonious finish.
- Available in pine or white to match the roof windows.
- Available in three different lengths.
- The EBY is used for frame gaps of 18mm between the windows and the EKY for 100mm gaps.



EBY 3000 18MM GAP



EKY 2000 100MM GAP



MORE FLASHING OPTIONS CAN BE FOUND IN OUR EXTENDED ONLINE BROCHURE

Support trimmer for 18mm frame gap – pine windows			Support trimmer for 18mm frame gap – white windows		
EBY W20 3000	2,000mm long.	£140	EBY W20 2000	2,000mm long.	£140
EBY W27 3000	2,700mm long.	£176	EBY W27 2000	2,700mm long.	£176
EBY W35 3000	3,500mm long.	£232	EBY W35 2000	3,500mm long.	£232
Support trimmer for 100mm frame gap – pine windows			Support trimmer for 100mm frame gap – white windows		
EKY W20 3000	2,000mm long.	£232	EKY W20 2000	2,000mm long.	£232
EKY W27 3000	2,700mm long.	£258	EKY W27 2000	2,700mm long.	£258
EKY W35 3000	3,500mm long.	£294	EKY W35 2000	3,500mm long.	£294

Window Profile Set (For use with on site flashing)

Code	Description	CK02	CK04	CK06	MK04	FK06	MK06	MK08	UK04	PK08	SK06	PK10	UK08
ZWC S0001	Click-on external window profiles.	£30	£32	£32	£32	£34	£34	£36	£38	£38	£38	£40	£42

- ▶ Support trimmers have a delivery time of 7 days.
- ▶ Window profile sets have a delivery time of 2 days.
- ▶ Delivery time is in working days from receipt of orders placed before 4pm.

Blinds and Shutters for Any Room

Thanks to our extensive range of specially designed blinds, you can control the amount of daylight and the temperature within the room.

NEW
COLLECTION



Bedroom

Choose the right blinds for a good night's sleep or an afternoon curled up with a book.

- Blackout blind
- Energy blind
- Duo blackout blind
- Awning blind



Kids room

Playtime, naptime or bedtime – find the perfect blinds for any time.

- Disney collection
- Duo blackout blind
- Blackout blind



Living room

Create a bright, cosy family area with VELUX blinds.

- Roman blind
- Duo blackout blind
- Pleated blind
- Roller blind
- Awning blind



Home office

A multi-purpose space benefits from versatile blinds that work day and night.

- Roman blind
- Energy blind
- Pleated blind
- Duo blackout blind
- Awning blind



Bathroom

Easy-to-clean and a great way to add extra privacy in the bath.

- Venetian blind
- Pleated blind



Kitchen

VELUX blinds keep your kitchen comfortable all day long.

- Venetian blind

VELUX roof windows are fitted with pre-installed brackets to ease installation and to help you achieve a perfect fit every time.

Pick & Click!®



DKL Blackout Blinds



The VELUX blackout blind gives you darkness 24/7. The blind fits perfectly with your VELUX roof window for a tight, lightproof seal. Blackout blinds are ideal for installing in bedrooms, children's rooms and home cinemas.

- **Blackout 24/7**
Blackout even when the sun is shining.
- **Slim design**
Integrates perfectly with your roof window.
- **High quality**
Tested to ensure best blackout on the market.
- **Upgrade**
Available in solar powered and electric operation.




DFD Duo Blackout Blinds



The VELUX duo blind is a blackout blind and a pleated blind in one. It offers the best of both worlds: blackout at any time and softly diffused natural light all day.

- **Energy efficient**
A combination of the classic VELUX blackout blind and the semi-opaque VELUX pleated blind.
- **Operation**
Unique design with two separate control bars.
- Available in all blackout blind colours in combination with a white, pleated blind (1016).



Upgrade from
DKL to DFD for
£22
ex VAT only

Disney & VELUX Dream Collection



For more details visit the blinds shop
www.veluxblindsdirect.co.uk



Our Disney & VELUX dream collection is a range of blackout blinds designed for the young – and the young at heart. They're the easiest way to create the perfect environment in bedrooms with VELUX roof windows. From Mickey, Bambi and Planes to Minnie, Winnie the Pooh and Princesses – there's something for everyone.




© Disney. © Disney. Based on the *Winnie the Pooh* works by A. A. Milne and E. H. Shepard.




ON ALL BLINDS,
ELECTRICAL PRODUCTS
AND ACCESSORIES

FHB Roman Blinds NEW



Create a soft and warm atmosphere with the new decorative VELUX roman blind. Explore the infinite potential of beautiful fabrics and be inspired by the soft styling effects that make this collection refined and original.

- **Colours**
Choose from twenty elegant and decorative colours.
- **Upgrade**
Interchangeable fabrics.
- **Maintenance**
Fabric can be removed for easy cleaning.



ZHB replacement cloth



New styling in no time, the roman blind fabrics can be removed for easy cleaning. All roman blind fabrics can be bought separately for endless flexibility in style. Just pick your choice.


Blinds

RFL Roller Blinds



The VELUX roller blind provides basic privacy whilst still allowing natural light in. A VELUX roller blind is an effective and practical solution that offers protection and looks good. Roller blinds are therefore well suited for living rooms, home offices, playrooms, and rooms where you want basic privacy and the ability to diffuse the light.

- **Privacy**
Provides basic privacy.
- **Harmonious light**
Softens the incoming light.
- **Upgrade**
Available in solar powered and electric operation.




FHL Flying Pleated Blinds



The VELUX pleated blind provides an excellent way to control the daylight in your room and allows you to create colourful and original light effects that can complement your personal choice of furniture and decor. It can be positioned anywhere on the window as it is not fixed either at the top or at the bottom. This makes the blind ideal for installing in living rooms or dining areas.

- **Colourful light effects**
Softens incoming light.
- **Decoration**
Beautiful decoration for living rooms.
- **Flexible positioning**
Dual control bars allow you to adjust the blind from both the top and the bottom of the window, letting in exactly the right light.
- **Upgrade**
Available in electric operation.




FHC Energy Blinds



Make your home more energy efficient with VELUX energy blinds combining the elegant look of classic pleated blinds with the insulating power of aluminium coating. This means that the blind provides a light dimming effect and keeps heat in during the winter. The perfect addition to any room.

- **Light dimming**
Blackout cloth with honeycomb structure.
- **Insulation**
Aluminium coating inside improves the insulation effect by up to 19%.
- **Sleek design**
Neat pleats and no visible cords.

Improves insulation by up to
19%



Blinds

PAL Venetian Blinds



The VELUX venetian blind gives you complete control of the light and is the ideal solution for rooms where you want to adjust the amount and direction of incoming light. As the blinds are made of aluminium they are also very easy to wipe clean and an ideal solution for rooms with high levels of humidity, such as kitchens and bathrooms.

- **Complete light control**
Control the amount and direction of incoming light and shadows.
- **Award-winning design**
Praised for the unique tilt mechanism and cordless operation.
- **Colours**
Choose from nine colour choices.
- **Upgrade**
Available in electric operation.

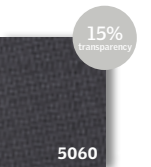


External Awning Blinds




The VELUX awning blind is an external blind perfectly suited to stop strong sunlight and heat before it reaches the pane on your roof window. These unique blinds are ideal for keeping rooms cool and reducing the heat of the sun on hot summer days. When closed, they can reduce the amount of heat entering a room by up to 76%.

- **Sun yes, heat no**
Reduce heat by up to 76%.
- **Quality**
Weather resistant fabric for longer lasting performance.
- **Easy installation**
Install from the inside in minutes.
- **Upgrade**
Available in solar powered and electric operation.




Roller Shutters



- **Complete light control**
Keeps out the light and prevents overheating.
- **Energy saving**
Provides insulation in cold weather.
- **Security**
Provides additional security and protection from the elements.
- **Upgrade**
Available in electric (for use with VELUX INTEGRA® electric roof windows) and solar (for use with solar or manual roof windows).
- **Sound reduction**
Provides additional sound insulation against rainfall and hail.



ON ALL BLINDS,
ELECTRICAL PRODUCTS
AND ACCESSORIES



How to select your blinds

STEP 1

Select the blind

Choose a product based on your room type and your needs.

STEP 2

Select the colour

All fabrics are marked with a colour code, choose the one that matches your style.

STEP 3

Select the operation

Depending on your needs you can choose between manual operation, remote controlled electric or solar powered operation.

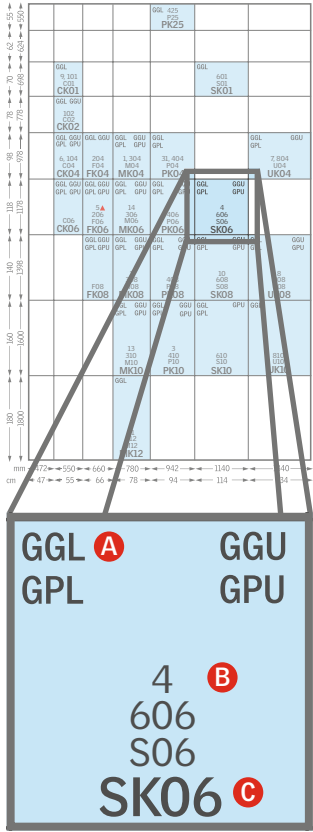
STEP 4

Select the right size

To identify your window size, check your window's data plate which details the type and size of your window.



Using our size guide



- A** VELUX Roof Window type.
- B** VELUX older generation Roof Window size code.
- C** VELUX New Generation size code.

Roof Windows

55-550				GGL 425 P25 PK25							
62-624											
70-698		GGL 9.101 C01 CK01							GGL 601 S01 SK01		
78-778		GGL 102 C02 CK02									
98-978	GGL 6.104 C04 CK04	GGL 204 F04 FK04	GGL 1.304 M04 MK04	GGL 31.404 P04 PK04					GGL 7.804 U04 UK04		
118-1178	GGL 5.206 F06 FK06	GGL 14.306 M06 MK06	GGL 406 P06 PK06	GGL 4.606 S06 SK06							
140-1398	GGL 2.308 M08 MK08	GGL 408 P08 PK08	GGL 10.608 S08 SK08	GGL 8.808 U08 UK08							
160-1600		GGL 13.310 M10 MK10	GGL 3.410 P10 PK10	GGL 610 S10 SK10	GGL 810 U10 UK10						
180-1800			GGL 11.312 M12 MK12								
mm	472	550	660	780	942	1140	1340				
cm	47	55	66	78	94	114	134				

▲ Note: GGL5 700mm wide.

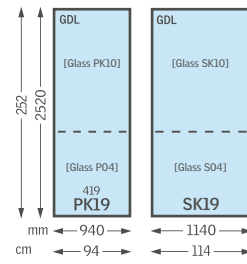
Sloped Fixed Additional Elements

92-920		GIL GIU	GIL GIU	GIL GIU	GIL GIU		
		334 M34 MK34	434 P34 PK34	634 S34 SK34	834 U34 UK34		
mm	472	550	660	780	942	1140	1340
cm	47	55	66	78	94	114	134

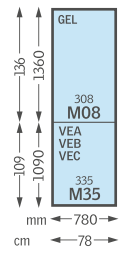
Vertical Elements

60-600		VFE 1/2-60 M31 MK31	VFE 3-60 P31 PK31	VFE 4/10-60 S31 SK31	VFE 7/8-60 U31 UK31		
95-954		VFE 1/2-95 M34 MK35	VFE 3-95 P34 PK35	VFE 4/10-95 S34 SK35	VFE 7/8-95 U34 UK35		
115-1154		VFE 1/2-115 M36 MK36	VFE 436 P36 PK36	VFE 636 S36 SK36	VFE UK36		
137-1374		VFE 338 M38 MK38	VFE 438 P38 PK38	VFE 638 S38 SK38	VFE UK38		
mm	472	550	660	780	942	1140	1340
cm	47	55	66	78	94	114	134

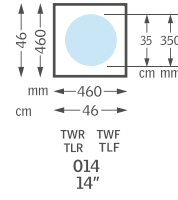
VELUX CABRIO® Balcony



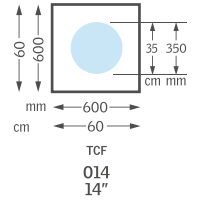
Roof Terrace



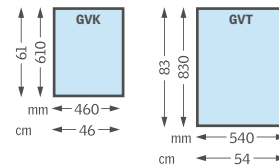
Sun Tunnels



Flat Roof Sun Tunnel



Rooflights for Uninhabited Spaces



Flat Roof Windows

60-600	CFP CVP 060060					
80-800		CFP CVP 080080				
90-900	CFP CVP 060090	CFP CVP 090090				
100-1000			CFP CVP CSP CXP 100100			
120-1200		CFP CVP CXP 090120		CFP CVP CSP CXP 120120		
150-1500			CFP CVP 100150		CFP CVP 150150	
mm	600	800	900	1000	1200	1500
cm	60	80	90	100	120	150

Note: All sizes for flat roof windows refer to structural opening sizes.

Table shows external frame sizes. Please refer to installation instructions for trimmed opening sizes. Not all products and sizes shown in these tables are represented in this brochure. For product sizes and specifications not listed in this brochure, please visit www.velux.co.uk or contact VELUX on the number below.

T: 01592 778 225 F: 01592 776 980 sales@velux.co.uk



The utmost care has been taken to provide accurate information. However, VELUX shall not be held responsible for any consequences arising from any errors or omissions in the catalogue nor for any damages or accidental loss resulting from the use of the information herein. VELUX reserves the right to modify, through development improvements, the products displayed in this brochure without notification. If a product is unavailable or out of stock VELUX may provide and deliver an alternative product of equal or greater value. Telephone calls may be monitored and recorded for quality control purposes. V-G 053 0115.



©2015 VELUX GROUP. VELUX®, VELUX CABRIO® and Pick&Click® are registered trademarks. ThermoTechnology™ is a trademark. The io-homecontrol® registered trademark and logo are owned by the io-homecontrol association.