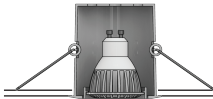


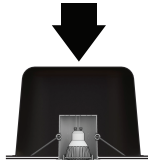
FITTING INSTRUCTIONS:



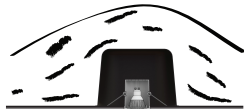
1 Install Downlight according to manufacturer's instructions



2 Apply continuous layer of sealant/mastic to bottom lip



3 Press down Loft Lid to secure in position



4 Lay continuous insulation over Loft Lid